

T Zee OPD 180 | 60W

Product Reference

Environment Indoor

Installation Ceiling Recess

Construction & Materials

Housing Extruded and Sheet Aluminium

Primary Lens -

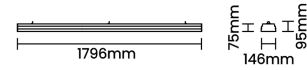

Primary Reflector White Optics

Secondary Reflector -

Body Finish White,Black,Custom

Diffuser Premium high-transmission opal

Antiglare Baffle -



Thermal Management

Heat Sink Material Aluminium

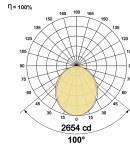
Cooling Technique Passive Cooling

Optical System

Beam Direction General Diffuse

Tilt No

Swivel No



Electrical System

Driven with Constant Current Driver

Input Voltage/Hz 220V- 240V/50-60Hz

Control Gear Included

Mounting Integral

LED Power Watts 51.9W

System Power Watts 59.7W

Operating Voltage Vin 220-240 Vac

Power Factor p.f. > 0.95

Light Distribution

LED Technology

Binning 3 Step MacAdam

LED Life Time @ L70/B10 >50000 hours

Colour Rendering (CRI) CRI80,CRI90

Led Type SMD mid power

LED Fitted Samsung Mid power LED array 32V-36Vdc/1500mA

Controls

Standard Switchable On/Off

Optional PDIM,DDIM,CASAMBI,Non Dimmable

Ordering Details

Code Example:	Name	Watt	CCT	CRI	Angle	Finish	Control
	T Zee OPD 180	60W	WW27K	CRI80	100°	SWH	On/Off

Select one from each column with highlighted values to create the ordering code

NAME	WATT	LUMEN	EFFICACY	CCT	CRI	ANGLE	FINISH	CONTROL	
T Zee OPD 180	60W	6149	103	2700K	WW27K	CRI80	100°	White SWH Non Dimmable On/Off	
		6328	106	3000K	WW30K			CRI90	Black SBL Phase Dimmable PDIM
		6627	111	4000K	NW40K			Custom CSM Dali Dimmable DDIM	
		6806	114	5700K	CW57K			Casambi CBTM	
				2700K-5700K	TW				
T Zee OPD 180	60W			WW27K	CRI80	100°	SWH	On/off	