

iGraze 60 | 20W

Product Reference

Environment Outdoor

Installation Ceiling Surface, Floor Surface, Wall Surface, Wall Surface

Construction & Materials

Housing Extruded and Die Cast Aluminium

Primary Lens PMMA, Tempered Glass Visor

Primary Reflector -

Secondary Reflector -

Body Finish Anodised Aluminium

Diffuser -

Antiglare Baffle -

Thermal Management

Heat Sink Material Aluminium

Cooling Technique Passive Cooling

Optical System

Beam Direction Adjustable

Tilt Yes

Swivel No

Electrical System

Driven with Constant Current Driver

Input Voltage/Hz 220V- 240V/50-60Hz

Control Gear Included

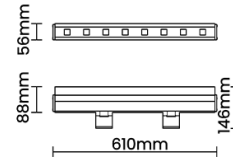

Mounting Integral

LED Power Watts 17.1W

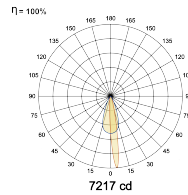
System Power Watts 19.7W

Operating Voltage Vin 220-240 Vac

Power Factor p.f. > 0.95



Light Distribution



LED Technology

Binning 2 Step MacAdam

LED Life Time @ L70/B10 >50000 hours

Colour Rendering (CRI) CRI90

Led Type SMD high power

LED Fitted -

Controls

Standard Switchable On/Off

Optional Non Dimmable

Ordering Details

Code Example:	Name	Watt	CCT	CRI	Angle	Finish	Control
	iGraze 60	20W	WW27K	CRI90	21°x9° REC	AL	On/Off

Select one from each column with highlighted values to create the ordering code

NAME	WATT	LUMEN	EFFICACY	CCT	CRI	ANGLE	FINISH	CONTROL	
iGraze 60	20W	1379	70	2700K	WW27K	21°x9° REC	Anodised Aluminium	AL	Non Dimmable On/Off
		1438	73	3000K	WW30K				
		1556	79	4000K	NW40K				
		1615	82	5700K	CW57K				
iGraze 60	20W			WW27K	CRI90	21°x9° REC	AL	On/Off	