

Skylight 22 | 30W

Product Reference

Environment Indoor

Installation Ceiling Recess

Construction & Materials

Housing Mild Steel

Primary Lens -

Primary Reflector -

Secondary Reflector -

Body Finish White

Diffuser Premium high-transmission opal

Antiglare Baffle -

Thermal Management

Heat Sink Material CRCA

Cooling Technique Passive Cooling

Optical System

Beam Direction General Diffuse

Tilt No

Swivel No

Electrical System

Driven with Constant Current Driver

Input Voltage/Hz 220V- 240V/50-60Hz

Control Gear Included

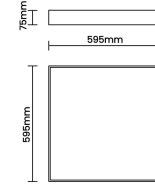

Mounting Remote

LED Power Watts 24.9W

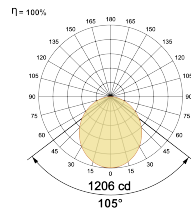
System Power Watts 28.6W

Operating Voltage Vin 220-240 Vac

Power Factor p.f. > 0.95



Light Distribution



LED Technology

Binning 3 Step MacAdam

LED Life Time @ L70/B10 >50000 hours

Colour Rendering (CRI) CRI80,CRI90

Led Type SMD mid power

LED Fitted Samsung Mid power LED array 30V-36Vdc/700mA

Controls

Standard Switchable On/Off

Optional PDIM,DDIM,BTTM,CASAMBI,Non Dimmable

Ordering Details

| Code Example: | Name | Watt | CCT | CRI | Angle | Finish | Control |
|---------------|--------------------|------------|--------------|--------------|-------------|------------|---------------|
| | Skylight 22 | 30W | WW27K | CRI80 | 105° | SWH | On/Off |

Select one from each column with highlighted values to create the ordering code

| NAME | WATT | LUMEN | EFFICACY | CCT | CRI | ANGLE | FINISH | CONTROL |
|-------------|------|-------|----------|--------------|--------------|--------------|------------------|--------------------------------|
| Skylight 22 | 30W | 2917 | 102 | 2700K | WW27K | CRI80 | White SWH | Non Dimmable On/Off |
| | | 3032 | 106 | 3000K | WW30K | CRI90 | | Phase Dimmable PDIM |
| | | 3203 | 112 | 4000K | NW40K | | | Dali Dimmable DDIM |
| | | 3289 | 115 | 5700K | CW57K | | | Bluetooth Dimmable BTTM |
| | | | | 2700K-5700K | TW | | | Casambi CBTM |
| Skylight 22 | 30W | | | WW27K | CRI80 | 105° | SWH | On/Off |