

# Skylight 14 | 36W

## Product Reference

Environment Indoor

Installation Ceiling Recess

## Construction & Materials

Housing Mild Steel

Primary Lens -

Primary Reflector -

Secondary Reflector -

Body Finish -

Diffuser Premium high-transmission opal

Antiglare Baffle -

## Thermal Management

Heat Sink Material CRCA

Cooling Technique Passive Cooling

## Optical System

Beam Direction General Diffuse

Tilt No

Swivel No

## Electrical System

Driven with Constant Current Driver

Input Voltage/Hz 220V- 240V/50-60Hz

Control Gear Included



Mounting Remote

LED Power Watts 30.6W

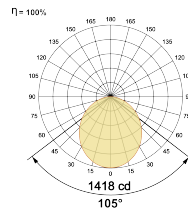
System Power Watts 35.2W

Operating Voltage Vin 220-240 Vac

Power Factor p.f. > 0.95



## Light Distribution



## LED Technology

Binning 3 Step MacAdam

LED Life Time @ L70/B10 >50000 hours

Colour Rendering (CRI) CRI80,CRI90

Led Type SMD mid power

LED Fitted Samsung Mid power LED array 30V-36Vdc/900mA

## Controls

Standard Switchable On/Off

Optional PDIM,DDIM,BTTM,CASAMBI,Non Dimmable

## Ordering Details

Code Example:	Name	Watt	CCT	CRI	Angle	Finish	Control
	<b>Skylight 14</b>	<b>36W</b>	<b>WW27K</b>	<b>CRI80</b>	<b>105°</b>		<b>On/Off</b>

Select one from each column with highlighted values to create the ordering code

NAME	WATT	LUMEN	EFFICACY	CCT	CRI	ANGLE	FINISH	CONTROL	
<b>Skylight 14</b>	<b>36W</b>	3414	97	2700K	<b>WW27K</b>	105°		Non Dimmable	<b>On/Off</b>
		3555	101	3000K	<b>WW30K</b>			Phase Dimmable	<b>PDIM</b>
		3766	107	4000K	<b>NW40K</b>			Dali Dimmable	<b>DDIM</b>
		3837	109	5700K	<b>CW57K</b>			Bluetooth Dimmable	<b>BTTM</b>
								Casambi	<b>CBTM</b>
<b>Skylight 14</b>	<b>36W</b>			<b>WW27K</b>	<b>CRI80</b>	<b>105°</b>		<b>On/Off</b>	