

# Tiny Wash | 12W

## Product Reference

Environment Indoor

Installation Ceiling Recess

## Construction & Materials

Housing Aluminium

Primary Lens Polycarbonate

Primary Reflector PC metallised

Secondary Reflector -

Body Finish White,Black,Custom

Diffuser -

Antiglare Baffle -

## Thermal Management

Heat Sink Material Die cast Aluminium

Cooling Technique Passive Cooling

## Optical System

Beam Direction Fixed Asymmetric

Tilt No

Swivel No

## Electrical System

Driven with Constant Current Driver

Input Voltage/Hz 220V- 240V/50-60Hz

Control Gear Included

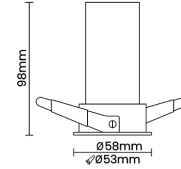

Mounting Remote

LED Power Watts 9.6W

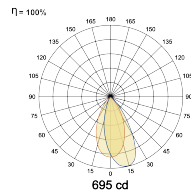
System Power Watts 12.0W

Operating Voltage Vin 220-240 Vac

Power Factor p.f. > 0.95



## Light Distribution



## LED Technology

Binning 3 Step MacAdam

LED Life Time @ L70/B10 >50000 hours

Colour Rendering (CRI) CRI80,CRI90

Led Type COB

LED Fitted CREE COB LED 36Vdc/300mA

## Controls

Standard Switchable On/Off

Optional PDIM,DDIM,BTTM,CASAMBI,Non Dimmable

## Ordering Details

Code Example:	Name	Watt	CCT	CRI	Angle	Finish	Control
	<b>Tiny Wash</b>	<b>12W</b>	<b>WW27K</b>	<b>CRI80</b>		<b>SWH</b>	<b>On/Off</b>

Select one from each column with highlighted values to create the ordering code

NAME	WATT	LUMEN	EFFICACY	CCT	CRI	ANGLE	FINISH	CONTROL		
<b>Tiny Wash</b>	<b>12W</b>	564	47	2700K	<b>WW27K</b>	<b>CRI80</b>	White	<b>SWH</b>	Non Dimmable	<b>On/Off</b>
		600	50	3000K	<b>WW30K</b>		Black	<b>SBL</b>	Phase Dimmable	<b>PDIM</b>
		648	54	4000K	<b>NW40K</b>		Custom	<b>CSM</b>	Dali Dimmable	<b>DDIM</b>
		660	55	5700K	<b>CW57K</b>		Bluetooth Dimmable		<b>BTTM</b>	
				2700K-5700K			<b>TW</b>	Casambi		<b>CBTM</b>
				Warm to Dim			<b>W2D</b>			
<b>Tiny Wash</b>	<b>12W</b>			<b>WW27K</b>	<b>CRI80</b>		<b>SWH</b>	<b>On/Off</b>		