

iKapp Wash 35 | 5W

Product Reference

Environment Indoor

Installation Ceiling Recess

Construction & Materials

Housing Die Cast Aluminium

Primary Lens PMMA

Primary Reflector PC metallised

Secondary Reflector -

Body Finish White,Black,Custom

Diffuser -

Antiglare Baffle -

Thermal Management

Heat Sink Material Die cast Aluminium

Cooling Technique Passive Cooling

Optical System

Beam Direction Fixed Asymmetric

Tilt No

Swivel No

Electrical System

Driven with Constant Current Driver

Input Voltage/Hz 220V- 240V/50-60Hz

Control Gear Included

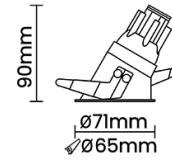

Mounting Remote

LED Power Watts 3.7W

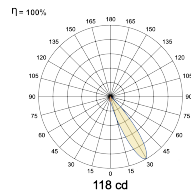
System Power Watts 4.3W

Operating Voltage Vin 220-240 Vac

Power Factor p.f. > 0.5



Light Distribution



LED Technology

Binning 3 Step MacAdam

LED Life Time @ L70/B10 >50000 hours

Colour Rendering (CRI) CRI80,CRI90

Led Type COB

LED Fitted CREE COB LED 36Vdc/130mA

Controls

Standard Switchable On/Off

Optional PDIM,DDIM,CASAMBI,Non Dimmable

Ordering Details

Code Example:	Name	Watt	CCT	CRI	Angle	Finish	Control
	iKapp Wash 35	5W	WW27K	CRI80		SWH	On/Off

Select one from each column with highlighted values to create the ordering code

NAME	WATT	LUMEN	EFFICACY	CCT	CRI	ANGLE	FINISH	CONTROL	
iKapp Wash 35	5W	365	87	2700K	WW27K	CRI80	White	Non Dimmable	On/Off
		391	93	3000K	WW30K	CRI90	Black	Phase Dimmable	PDIM
		416	99	4000K	NW40K		Custom	Dali Dimmable	DDIM
		424	101	5700K	CW57K			Casambi	CBTM
iKapp Wash 35	5W			WW27K	CRI80		SWH	On/Off	