

Dark Knight TL Wash | 17W

Product Reference

Environment Indoor

Installation Ceiling Recess

Construction & Materials

Housing Die Cast Aluminium

Primary Lens -

Primary Reflector PC metallised

Secondary Reflector Black Raster - ABS

Body Finish White,Black,Custom

Diffuser Premium high-transmission opal

Antiglare Baffle -

Thermal Management

Heat Sink Material Die cast Aluminium

Cooling Technique Passive Cooling

Optical System

Beam Direction Fixed Asymmetric

Tilt No

Swivel No

Electrical System

Driven with Constant Current Driver

Input Voltage/Hz 220V- 240V/50-60Hz

Control Gear Included

Mounting Remote

LED Power Watts 14.6W

System Power Watts 16.8W

Operating Voltage Vin 220-240 Vac

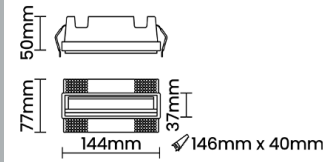

Power Factor p.f. > 0.95

Ordering Details

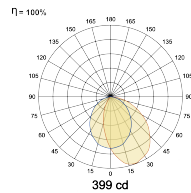
Code Example:	Name	Watt	CCT	CRI	Angle	Finish	Control
	Dark Knight TL Wash	17W	WW27K	CRI90		SWH	On/Off

Select one from each column with highlighted values to create the ordering code

NAME	WATT	LUMEN	EFFICACY	CCT	CRI	ANGLE	FINISH	CONTROL
Dark Knight TL Wash	17W	941	56	2700K WW27K	CRI90		White SWH	Non Dimmable On/Off
		974	58	3000K WW30K			Black SBL	Phase Dimmable PDIM
		1042	62	4000K NW40K			Custom CSM	Dali Dimmable DDIM
		1075	64	5700K CW57K				Bluetooth Dimmable BTTM
							Casambi CBTM	
Dark Knight TL Wash	17W			WW27K	CRI90		SWH	On/Off



Light Distribution



LED Technology

Binning 3 Step MacAdam

LED Life Time @ L70/B10 >50000 hours

Colour Rendering (CRI) CRI90

Led Type SMD high power

LED Fitted -

Controls

Standard Switchable On/Off

Optional PDIM,DDIM,BTTM,CASAMBI,Non Dimmable