

Dark Knight A 15 | 35W

Product Reference

Environment Indoor
Installation Ceiling Recess

Construction & Materials

Housing Die Cast Aluminium
Primary Lens -
Primary Reflector PC metallised
Secondary Reflector Black Raster - ABS
Body Finish White,Black,Custom
Diffuser -
Antiglare Baffle -

Thermal Management

Heat Sink Material Die cast Aluminium
Cooling Technique Passive Cooling

Optical System

Beam Direction Fixed,Adjustable
Tilt No
Swivel No

Electrical System

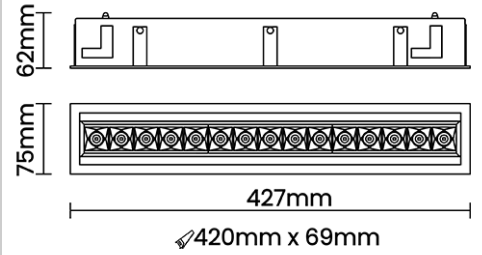

Driven with Constant Current Driver
Input Voltage/Hz 220V- 240V/50-60Hz
Control Gear Included
Mounting Remote
LED Power Watts 28.9
System Power Watts 33.2W
Operating Voltage Vin 220-240 Vac
Power Factor p.f. > 0.95

Ordering Details

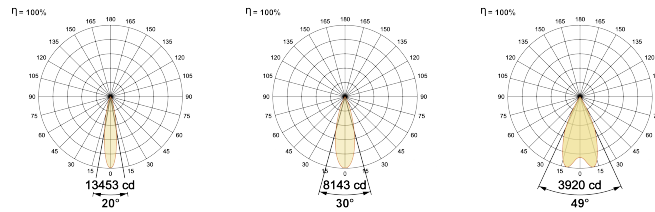
Code Example:	Name	Watt	CCT	CRI	Angle	Finish	Control
	Dark Knight A 15	35W	WW27K	CRI90	20°(SS)	SWH	On/Off

Select one from each column with highlighted values to create the ordering code

NAME	WATT	LUMEN	EFFICACY	CCT	CRI	ANGLE	FINISH	CONTROL
Dark Knight A 15	35W	2224	67	2700K	CRI90	20°(SS) 30°(MD)	White	Non Dimmable
		2324	70	3000K		Black	Dali Dimmable	
		2523	76	4000K		Custom	Casambi	
		2590	78	5700K				
				2700K-5700K				
Dark Knight A 15	35W			WW27K	CRI90	20°(SS)	SWH	On/Off



Light Distribution



LED Technology

Binning 3 Step MacAdam
LED Life Time @ L80/B10 >50000 hours
Colour Rendering (CRI) CRI90
Led Type SMD high power
LED Fitted -

Controls

Standard Switchable On/Off
Optional DDIM,CASAMBI,Non Dimmable