

Dark Knight 10 | 24W

Product Reference

Environment Indoor

Installation Ceiling Recess

Construction & Materials

Housing Die Cast Aluminium

Primary Lens -

Primary Reflector PC metallised

Secondary Reflector Black Raster – ABS

Body Finish White,Black,Custom

Diffuser -

Antiglare Baffle -

Thermal Management

Heat Sink Material Die cast Aluminium

Cooling Technique Passive Cooling

Optical System

Beam Direction Fixed

Tilt No

Swivel No

Electrical System

Driven with Constant Current Driver

Input Voltage/Hz 220V- 240V/50-60Hz

Control Gear Included

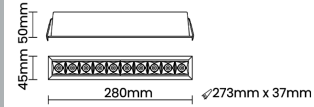

Mounting Remote

LED Power Watts 19.7W

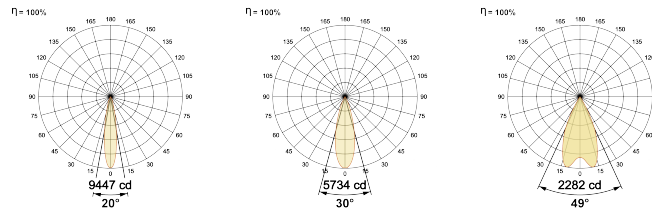
System Power Watts 22.6W

Operating Voltage Vin 220-240 Vac

Power Factor p.f. > 0.95



Light Distribution



LED Technology

Binning 3 Step MacAdam

LED Life Time @ L70/B10 >50000 hours

Colour Rendering (CRI) CRI90

Led Type SMD high power

LED Fitted -

Controls

Standard Switchable On/Off

Optional PDIM,DDIM,CASAMBI,Non Dimmable

Ordering Details

Code Example:	Name	Watt	CCT	CRI	Angle	Finish	Control
	Dark Knight 10	24W	WW27K	CRI90	20°(SS)	SWH	On/Off

Select one from each column with highlighted values to create the ordering code

NAME	WATT	LUMEN	EFFICACY	CCT	CRI	ANGLE	FINISH	CONTROL			
Dark Knight 10	24W	1514	67	2700K	WW27K	CRI90	20°(SS) 30°(MD)	White	SWH	Non Dimmable	On/Off
		1582	70	3000K				SBL	Phase Dimmable	PDIM	
		1718	76	4000K				CSM	Dali Dimmable	DDIM	
		1763	78	5700K				CSM	Bluetooth Dimmable	BTTM	
				2700K-5700K				TW		Casambi	CBTM
Dark Knight 10	24W			WW27K	CRI90	20°(SS)	SWH	On/Off			