

Dot F | 1W

Product Reference

Environment Indoor
 Installation Ceiling Recess

Construction & Materials

Housing Milled Aluminium
 Primary Lens PMMA
 Primary Reflector PC metallised
 Secondary Reflector -
 Body Finish White,Black,Custom
 Diffuser -
 Antiglare Baffle -

Thermal Management

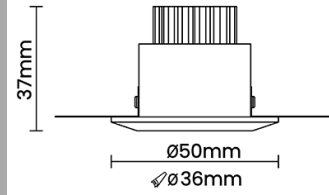

Heat Sink Material Aluminium
 Cooling Technique Passive Cooling

Optical System

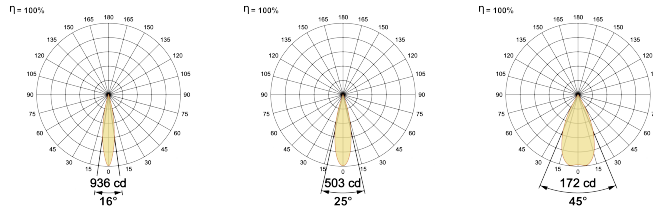
Beam Direction Fixed
 Tilt No
 Swivel No

Electrical System

Driven with Constant Current Driver
 Input Voltage/Hz 220V- 240V/50-60Hz
 Control Gear Included
 Mounting Remote
 LED Power Watts 1.2W
 System Power Watts 1.6W
 Operating Voltage Vin 220-240 Vac
 Power Factor p.f. > 0.5



Light Distribution



LED Technology

Binning 3 Step MacAdam
 LED Life Time @ L70/B10 >50000 hours
 Colour Rendering (CRI) CRI90
 Led Type SMD high power
 LED Fitted -

Controls

Standard Switchable On/Off
 Optional PDIM,DDIM,Non Dimmable

Ordering Details

Code Example:	Name	Watt	CCT	CRI	Angle	Finish	Control
	Dot F	1W	WW27K	CRI90	16°(SS)	SWH	On/Off

Select one from each column with highlighted values to create the ordering code

NAME	WATT	LUMEN	EFFICACY	CCT	CRI	ANGLE	FINISH	CONTROL
Dot F	1W	120	75	2700K WW27K	CRI90	16°(SS) 25°(MD)	White SWH	Non Dimmable On/Off
		125	78	3000K WW30K		25°(MD) PDIM	Black SBL	Phase Dimmable PDIM
		134	84	4000K NW40K		45°(WD)	Custom CSM	Dali Dimmable DDIM
		139	87	5700K CW57K				
Dot F	1W			WW27K	CRI90	16°(SS)	SWH	On/Off