

# Dot D | 1W

## Product Reference

 Environment Indoor  
 Installation Ceiling Recess

## Construction & Materials

 Housing Milled Aluminium  
 Primary Lens PMMA  
 Primary Reflector PC metallised  
 Secondary Reflector -  
 Body Finish White,Black,Custom  
 Diffuser -  
 Antiglare Baffle -

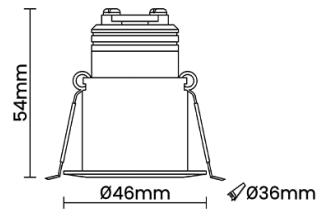

## Thermal Management

 Heat Sink Material Aluminium  
 Cooling Technique Passive Cooling

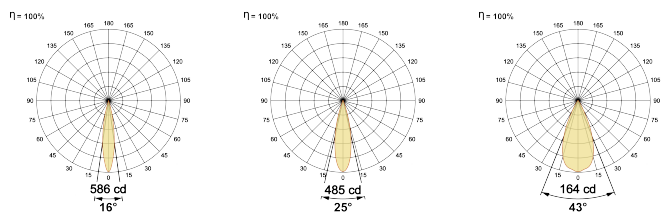
## Optical System

 Beam Direction Fixed  
 Tilt No  
 Swivel No

## Electrical System

 Driven with Constant Current Driver  
 Input Voltage/Hz 220V- 240V/50-60Hz  
 Control Gear Included  
 Mounting Remote  
 LED Power Watts 1.2W  
 System Power Watts 1.6W  
 Operating Voltage Vin 220-240 Vac  
 Power Factor p.f. > 0.5


## Light Distribution



## LED Technology

 Binning 3 Step MacAdam  
 LED Life Time @ L70/B10 >50000 hours  
 Colour Rendering (CRI) CRI90  
 Led Type SMD high power  
 LED Fitted -

## Controls

 Standard Switchable On/Off  
 Optional PDIM,DDIM,Non Dimmable

## Ordering Details

Code Example:	Name	Watt	CCT	CRI	Angle	Finish	Control
	<b>Dot D</b>	<b>1W</b>	<b>WW27K</b>	<b>CRI90</b>	<b>16°(SS)</b>	<b>SWH</b>	<b>On/Off</b>

Select one from each column with highlighted values to create the ordering code

NAME	WATT	LUMEN	EFFICACY	CCT	CRI	ANGLE	FINISH	CONTROL
<b>Dot D</b>	<b>1W</b>	122	76	2700K	<b>CRI90</b>	<b>16°(SS)</b>	White <b>SWH</b> Black <b>SBL</b> Custom <b>CSM</b>	Non Dimmable <b>On/Off</b>
		126	79	3000K		<b>25°(MD)</b>		Phase Dimmable <b>PDIM</b>
		136	85	4000K		<b>43°(WD)</b>		Dali Dimmable <b>DDIM</b>
		141	88	5700K				
<b>Dot D</b>	<b>1W</b>			<b>WW27K</b>	<b>CRI90</b>	<b>16°(SS)</b>	<b>SWH</b>	<b>On/Off</b>