

iPro S 112 | 24W

Product Reference

Environment Indoor

Installation Ceiling Surface

Construction & Materials

Housing Extruded Aluminium

Primary Lens PMMA

Primary Reflector -

Secondary Reflector Black Raster - PC, White Raster - PC

Body Finish White, Black, Custom

Diffuser -

Antiglare Baffle -

Thermal Management

Heat Sink Material Extruded Aluminium

Cooling Technique Passive Cooling

Optical System

Beam Direction Fixed

Tilt No

Swivel No

Electrical System

Driven with Constant Current Driver

Input Voltage/Hz 220V- 240V/50-60Hz

Control Gear Included

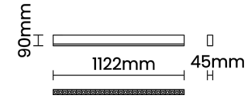

Mounting Integral

LED Power Watts 20.4W

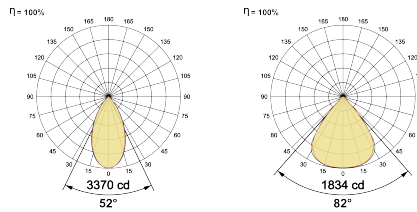
System Power Watts 23.4W

Operating Voltage Vin -

Power Factor p.f. > 0.95



Light Distribution



LED Technology

Binning 3 Step MacAdam

LED Life Time @ L70/B10 >50000 hours

Colour Rendering (CRI) CRI80, CRI90

Led Type SMD

LED Fitted Samsung Mid power LED array 39-42Vdc/500mA

Controls

Standard Switchable On/Off

Optional DDIM, CASAMBI, Non Dimmable

Ordering Details

Code Example:	Name	Watt	CCT	CRI	Angle	Finish	Control
	iPro S 112	24W	WW27K	CRI80	52°(WD)	SWH	On/Off

Select one from each column with highlighted values to create the ordering code

NAME	WATT	LUMEN	EFFICACY	CCT		CRI	ANGLE		FINISH		CONTROL		
iPro S 112	24W	2714	116	2700K	WW27K	CRI80	52°(WD)	52°(WD)	White	SWH	Non Dimmable	On/Off	
		2808	120	3000K	WW30K	CRI90	82°(VWD)		Black	SBL	Dali Dimmable	DDIM	
		2948	126	4000K	NW40K				Custom	CSM	Casambi	CBTM	
		2995	128	5700K	CW57K								
						2700K-5700K	TW						
iPro S 112	24W			WW27K		CRI80	52°(WD)		SWH		On/Off		