

iSoft Deep P 112 | 28W

Product Reference

Environment Indoor
Installation Ceiling Suspended

Construction & Materials

Housing Extruded Aluminium
Primary Lens -
Primary Reflector -
Secondary Reflector -
Body Finish White,Black,Custom
Diffuser Opal PC
Antiglare Baffle -

Thermal Management

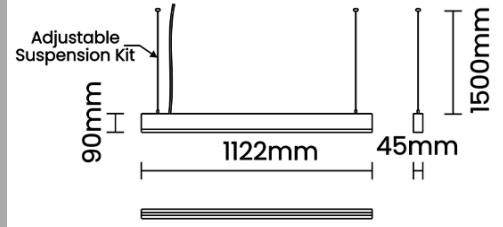

Heat Sink Material Extruded Aluminium
Cooling Technique Passive Cooling

Optical System

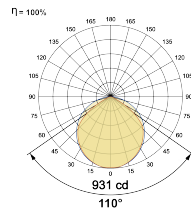
Beam Direction General Diffuse
Tilt No
Swivel No

Electrical System

Driven with Constant Current Driver
Input Voltage/Hz 220V- 240V/50-60Hz
Control Gear Included
Mounting Integral
LED Power Watts 23.3W
System Power Watts 26.8W
Operating Voltage V_{in} 220-240 Vac
Power Factor p.f. > 0.95



Light Distribution



LED Technology

Binning 3 Step MacAdam
LED Life Time @ L80/B10 >50000 hours
Colour Rendering (CRI) CRI80,CRI90
Led Type SMD mid power
LED Fitted Osram/Samsung Mid power LED array 34-36Vdc/700mA

Controls

Standard Switchable On/Off
Optional DDIM,CASAMBI,Non Dimmable

Ordering Details

Code Example:	Name	Watt	CCT	CRI	Angle	Finish	Control
	iSoft Deep P 112	28W	WW27K	CRI80	110°	SWH	On/Off

Select one from each column with highlighted values to create the ordering code

NAME	WATT	LUMEN	EFFICACY	CCT	CRI	ANGLE	FINISH	CONTROL
iSoft Deep P 112	28W	2224	83	2700K	WW27K	110°	White	Non Dimmable
		2278	85	3000K	WW30K		Black	Dali Dimmable
		2385	89	4000K	NW40K		Custom	Casambi
		2439	91	5700K	CW57K		CSM	CBTM
iSoft Deep P 112	28W			WW27K	CRI80	110°	SWH	On/Off