

iSoft S 56 | 10W

Product Reference

Environment Indoor

Installation Ceiling Surface

Construction & Materials

Housing Extruded Aluminium

Primary Lens -

Primary Reflector -

Secondary Reflector -

Body Finish White,Black,Custom

Diffuser Opal PC

Antiglare Baffle -

Thermal Management

Heat Sink Material Extruded Aluminium

Cooling Technique Passive Cooling

Optical System

Beam Direction General Diffuse

Tilt No

Swivel No

Electrical System

Driven with Constant Current Driver

Input Voltage/Hz 220V- 240V/50-60Hz

Control Gear Included

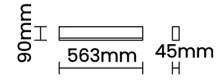

Mounting Integral

LED Power Watts 8.4W

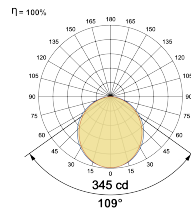
System Power Watts 9.7W

Operating Voltage Vin 220-240 Vac

Power Factor p.f. > 0.95



Light Distribution



LED Technology

Binning 3 Step MacAdam

LED Life Time @ L70/B10 >50000 hours

Colour Rendering (CRI) CRI80,CRI90

Led Type SMD mid power

LED Fitted Samsung Mid power LED array 34-36Vdc/250mA

Controls

Standard Switchable On/Off

Optional DDIM,CASAMBI,Non Dimmable

Ordering Details

| Code Example: | Name | Watt | CCT | CRI | Angle | Finish | Control |
|---------------|-------------------|------------|--------------|--------------|-------------|------------|---------------|
| | iSoft S 56 | 10W | WW27K | CRI80 | 109° | SWH | On/Off |

Select one from each column with highlighted values to create the ordering code

| NAME | WATT | LUMEN | EFFICACY | CCT | | CRI | ANGLE | FINISH | | CONTROL | |
|-------------------|------------|-------|----------|--------------|--------------|--------------|------------|--------|------------|---------------|---------------|
| iSoft S 56 | 10W | 873 | 90 | 2700K | WW27K | CRI80 | 109° | White | SWH | Non Dimmable | On/Off |
| | | 902 | 93 | 3000K | WW30K | CRI90 | | Black | SBL | Dali Dimmable | DDIM |
| | | 951 | 98 | 4000K | NW40K | | | Custom | CSM | Casambi | CBTM |
| | | 970 | 100 | 5700K | CW57K | | | | | | |
| iSoft S 56 | 10W | | | WW27K | CRI80 | 109° | SWH | | | On/Off | |