

iSoft P 112 | 20W

Product Reference

Environment Indoor

Installation Ceiling Suspended

Construction & Materials

Housing Extruded Aluminium

Primary Lens -

Primary Reflector -

Secondary Reflector -

Body Finish White,Black,Custom

Diffuser Opal PC

Antiglare Baffle -

Thermal Management

Heat Sink Material Extruded Aluminium

Cooling Technique Passive Cooling

Optical System

Beam Direction General Diffuse

Tilt No

Swivel No

Electrical System

Driven with Constant Current Driver

Input Voltage/Hz 220V- 240V/50-60Hz

Control Gear Included

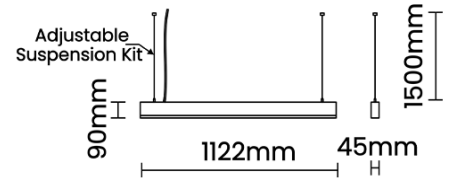

Mounting Integral

LED Power Watts 16.9W

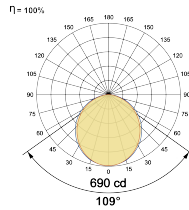
System Power Watts 19.4W

Operating Voltage V_{in} 220-240 Vac

Power Factor p.f. > 0.95



Light Distribution



LED Technology

Binning 3 Step MacAdam

LED Life Time @ L80/B10 >50000 hours

Colour Rendering (CRI) CRI80,CRI90

Led Type SMD mid power

LED Fitted Osram/Samsung Mid power LED array 34-36Vdc/500mA

Controls

Standard Switchable On/Off

Optional DDIM,CASAMBI,Non Dimmable

Ordering Details

Code Example:	Name	Watt	CCT	CRI	Angle	Finish	Control
	iSoft P 112	20W	WW27K	CRI80	109°	SWH	On/Off

Select one from each column with highlighted values to create the ordering code

NAME	WATT	LUMEN	EFFICACY	CCT	CRI	ANGLE	FINISH	CONTROL		
iSoft P 112	20W	1746	90	2700K	WW27K	109°	White	SWH	Non Dimmable	On/Off
		1804	93	3000K	WW30K		Black	SBL	Dali Dimmable	DDIM
		1901	98	4000K	NW40K		Custom	CSM	Casambi	CBTM
		1940	100	5700K	CW57K					
iSoft P 112	20W			WW27K	CRI80	109°	SWH	On/Off		