

Flute 50 P AGW 170 | 30W

Product Reference

Environment Indoor

Installation Ceiling Suspended

Construction & Materials

Housing Aluminium Extrusion

Primary Lens -

Primary Reflector PC metallised

Secondary Reflector White Raster - ABS

Body Finish White,Black

Diffuser -

Antiglare Baffle -

Thermal Management

Heat Sink Material Aluminium

Cooling Technique Passive Cooling

Optical System

Beam Direction Fixed Asymmetric

Tilt No

Swivel No

Electrical System

Driven with Constant Current Driver

Input Voltage/Hz 220V- 240V/50-60Hz

Control Gear Included

Mounting Remote

LED Power Watts 24.2W

System Power Watts 27.8W

Operating Voltage Vin 220-240 Vac

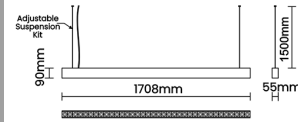

Power Factor p.f. > 0.95

Ordering Details

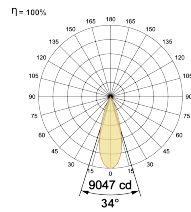
Code Example:	Name	Watt	CCT	CRI	Angle	Finish	Control
	Flute 50 P AGW 170	30W	WW27K	CRI80	34°	SWH	On/Off

Select one from each column with highlighted values to create the ordering code

NAME	WATT	LUMEN	EFFICACY	CCT		CRI	ANGLE	FINISH		CONTROL	
Flute 50 P AGW 170	30W	2724	98	2700K	WW27K	CRI80	34°	White	SWH	Non Dimmable	On/Off
		2808	101	3000K	WW30K	CRI90		Black	SBL	Phase Dimmable	PDIM
		2947	106	4000K	NW40K					Dali Dimmable	DDIM
		3002	108	5700K	CW57K					Casambi	CBTM
Flute 50 P AGW 170	30W			WW27K	CRI80	34°	SWH			On/Off	



Light Distribution



LED Technology

Binning 3 Step MacAdam

LED Life Time @ L70/B10 >50000 hours

Colour Rendering (CRI) CRI80,CRI90

Led Type SMD high power

LED Fitted Cree LED 33V-36Vdc/700mA

Controls

Standard Switchable On/Off

Optional PDIM,DDIM,CASAMBI,Non Dimmable