

Sixty6 S 35 | 25W

Product Reference

Environment Indoor

Installation Ceiling Surface

Construction & Materials

Housing Extruded and Sheet Aluminium

Primary Lens -

Primary Reflector White Optics

Secondary Reflector -

Body Finish White,Black,Custom

Diffuser Opal PC, Microprismatic

Antiglare Baffle -

Thermal Management

Heat Sink Material Aluminium

Cooling Technique Passive Cooling

Optical System

Beam Direction General Diffuse

Tilt No

Swivel No

Electrical System

Driven with Constant Current Driver

Input Voltage/Hz 220V- 240V/50-60Hz

Control Gear Included

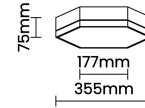

Mounting Integral

LED Power Watts 21.4W

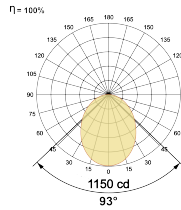
System Power Watts 24.6W

Operating Voltage Vin 220-240 Vac

Power Factor p.f. > 0.95



Light Distribution



LED Technology

Binning 3 Step MacAdam

LED Life Time @ L70/B10 >50000 hours

Colour Rendering (CRI) CRI80,CRI90

Led Type SMD mid power

LED Fitted Samsung Mid power LED array 42V-48Vdc/500mA

Controls

Standard Switchable On/Off

Optional DDIM,CASAMBI,Non Dimmable

Ordering Details

Code Example:	Name	Watt	CCT	CRI	Angle	Finish	Control
	Sixty6 S 35	25W	WW27K	CRI80	93°	SWH	On/Off

Select one from each column with highlighted values to create the ordering code

NAME	WATT	LUMEN	EFFICACY	CCT	CRI	ANGLE	FINISH	CONTROL	
Sixty6 S 35	25W	2485	101	2700K	WW27K	93°	White	Non Dimmable	
		2558	104	3000K	WW30K		CRI80	SWH	On/Off
		2706	110	4000K	NW40K		CRI90	SBL	Dali Dimmable
		2780	113	5700K	CW57K		Custom	CSM	Casambi
Sixty6 S 35	25W			WW27K	CRI80	93°	SWH	On/Off	