

Tango Pro 50 | 10W

Product Reference

Environment Indoor

Installation Track Mounted

Construction & Materials

Housing Aluminium

Primary Lens PMMA

Primary Reflector -

Secondary Reflector -

Body Finish White,Black

Diffuser -

Antiglare Baffle -

Thermal Management

Heat Sink Material Die cast Aluminium

Cooling Technique Passive Cooling

Optical System

Beam Direction Adjustable

Tilt Yes

Swivel Yes

Electrical System

Driven with Constant Current Driver

Input Voltage/Hz 220V- 240V/50-60Hz

Control Gear Included

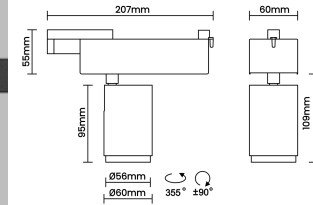

Mounting Integral

LED Power Watts 9.0W

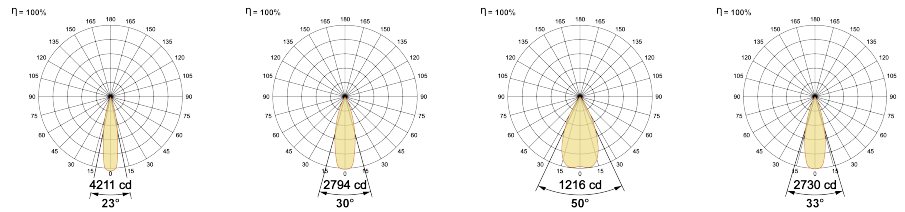
System Power Watts 10.3W

Operating Voltage Vin 220-240 Vac

Power Factor p.f. > 0.95



Light Distribution



LED Technology

Binning 3 Step MacAdam

LED Life Time @ L70/B10 >50000 hours

Colour Rendering (CRI) CRI80,CRI90

Led Type COB

LED Fitted Cree COB LED 33V-36Vdc/250mA

Controls

Standard Switchable On/Off

Optional PDIM,DDIM,BTDM,CASAMBI,Non Dimmable

Ordering Details

Code Example:	Name	Watt	CCT	CRI	Angle	Finish	Control
	Tango Pro 50	10W	WW27K	CRI80	23°(SS)	SWH	On/Off

Select one from each column with highlighted values to create the ordering code

NAME	WATT	LUMEN	EFFICACY	CCT	CRI	ANGLE	FINISH	CONTROL
Tango Pro 50	10W	948	92	2700K	WW27K	CRI80	White	Non Dimmable
		979	95	3000K	WW30K	CRI90	Black	Phase Dimmable
		1030	100	4000K	NW40K			Dali Dimmable
		1051	102	5700K	CW57K			Bluetooth Dimmable
				2700K-5700K	TW			Casambi
				Warm to Dim	W2D			
Tango Pro 50	10W			WW27K	CRI80	23°(SS)	SWH	On/Off