

T Zee OPD 180 | 30W

Product Reference

Environment Indoor

Installation Ceiling Recess

Construction & Materials

Housing Extruded and Sheet Aluminium

Primary Lens -

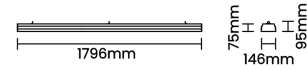

Primary Reflector White Optics

Secondary Reflector -

Body Finish White,Black,Custom

Diffuser Premium high-transmission opal

Antiglare Baffle -



Thermal Management

Heat Sink Material Aluminium

Cooling Technique Passive Cooling

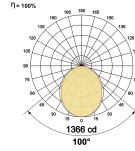
Optical System

Beam Direction General Diffuse

Tilt No

Swivel No

Light Distribution



Electrical System

Driven with Constant Current Driver

Input Voltage/Hz 220V- 240V/50-60Hz

Control Gear Included

Mounting Integral

LED Power Watts 25.6W

System Power Watts 29.4W

Operating Voltage Vin 220-240 Vac

Power Factor p.f. > 0.95

LED Technology

Binning 3 Step MacAdam

LED Life Time @ L70/B10 >50000 hours

Colour Rendering (CRI) CRI80,CRI90

Led Type SMD mid power

LED Fitted Samsung Mid power LED array 32V-36Vdc/750mA

Controls

Standard Switchable On/Off

Optional PDIM,DDIM,CASAMBI,Non Dimmable

Ordering Details

Code Example:	Name	Watt	CCT	CRI	Angle	Finish	Control
	T Zee OPD 180	30W	WW27K	CRI80	100°	SWH	On/Off

Select one from each column with highlighted values to create the ordering code

NAME	WATT	LUMEN	EFFICACY	CCT	CRI	ANGLE	FINISH	CONTROL		
T Zee OPD 180	30W	3175	108	2700K	WW27K	CRI80	100°	White SWH	Non Dimmable On/Off	
		3263	111	3000K	WW30K			CRI90	Black SBL	Phase Dimmable PDIM
		3410	116	4000K	NW40K			Custom CSM	Dali Dimmable DDIM	
		3499	119	5700K	CW57K				Casambi CBTM	
				2700K-5700K	TW					
T Zee OPD 180	30W			WW27K	CRI80	100°	SWH	On/off		