

T Zee OPD 60 | 10W

Product Reference

Environment Indoor

Installation Ceiling Recess

Construction & Materials

Housing Extruded and Sheet Aluminium

Primary Lens -

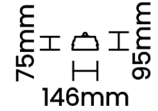
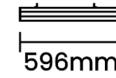
Primary Reflector White Optics

Secondary Reflector -

Body Finish White,Black,Custom

Diffuser Premium high-transmission opal

Antiglare Baffle -



Thermal Management

Heat Sink Material Aluminium

Cooling Technique Passive Cooling

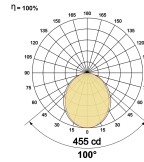
Optical System

Beam Direction General Diffuse

Tilt No

Swivel No

Light Distribution



Electrical System

Driven with Constant Current Driver

Input Voltage/Hz 220V- 240V/50-60Hz

Control Gear Included

Mounting Integral

LED Power Watts 8.5W

System Power Watts 9.8W

Operating Voltage Vin 220-240 Vac

Power Factor p.f. > 0.95

LED Technology

Binning 3 Step MacAdam

LED Life Time @ L80/B10 >50000 hours

Colour Rendering (CRI) CRI80,CRI90

Led Type SMD mid power

LED Fitted Osram/Samsung Mid power LED array 32V-36Vdc/250mA

Controls

Standard Switchable On/Off

Optional PDIM,DDIM,CASAMBI,Non Dimmable

Ordering Details

Code Example:	Name	Watt	CCT	CRI	Angle	Finish	Control
	T Zee OPD 60	10W	WW27K	CRI80	100°	SWH	On/Off

Select one from each column with highlighted values to create the ordering code

NAME	WATT	LUMEN	EFFICACY	CCT	CRI	ANGLE	FINISH	CONTROL
T Zee OPD 60	10W	1058	108	2700K	WW27K	100°	White	Non Dimmable
		1088	111	3000K	WW30K		Black	Phase Dimmable
		1137	116	4000K	NW40K		Custom	Dali Dimmable
		1166	119	5700K	CW57K			Casambi
				2700K-5700K	TW			
T Zee OPD 60	10W			WW27K	CRI80	100°	SWH	On/Off

