

Spot on Framer SR 85

Wide Beam | 28W

Product Reference

Environment Indoor

Installation Semi Recess

Construction & Materials

Housing Aluminium

Primary Lens PMMA

Primary Reflector -

Secondary Reflector -

Body Finish White,Black

Diffuser -

Antiglare Baffle -

Thermal Management

Heat Sink Material Aluminium

Cooling Technique Passive Cooling

Optical System

Beam Direction Adjustable

Tilt Yes

Swivel Yes

Electrical System

Driven with Constant Current Driver

Input Voltage/Hz 220V- 240V/50-60Hz

Control Gear Included

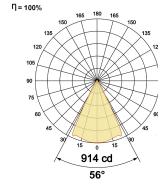
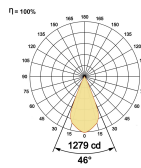
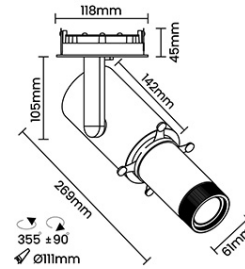
Mounting Remote

LED Power Watts 23.8W

System Power Watts 27.4W

Operating Voltage Vin 220-240 Vac

Power Factor p.f. > 0.95



LED Technology

Binning 3 Step MacAdam

LED Life Time @ L70/B10 >50000 hours

Colour Rendering (CRI) CRI80,CRI90

Led Type COB

LED Fitted Cree COB LED 36Vdc/700mA

Controls

Standard Switchable On/Off

Optional PDIM,DDIM,Non Dimmable

Ordering Details

Code Example:	Name	Watt	CCT	CRI	Angle	Finish	Control
	Spot on Framer SR 85 Wide Beam	28W	WW27K	CRI80	46°-56°	SWH	On/Off

Select one from each column with highlighted values to create the ordering code

NAME	WATT	LUMEN	EFFICACY	CCT		CRI	ANGLE	FINISH		CONTROL	
Spot on Framer SR 85 Wide Beam	28W	630	23	2700K	WW27K	CRI80	46°-56°	White	SWH	Non Dimmable	On/Off
		658	24	3000K	WW30K	CRI90		Black	SBL	Phase Dimmable	PDIM
		712	26	4000K	NW40K					Dali Dimmable	DDIM
		740	27	5700K	CW57K						
Spot on Framer SR 85 Wide Beam	28W			WW27K		CRI80	46°-56°	SWH		On/Off	