

Spotboy Pro SF 75 | 28W

Product Reference

Environment Indoor

Installation Ceiling Surface

Construction & Materials

Housing Die Cast Aluminium, Milled Aluminium

Primary Lens PMMA

Primary Reflector -

Secondary Reflector -

Body Finish White, Black, Custom

Diffuser -

Antiglare Baffle -

Thermal Management

Heat Sink Material Die cast Aluminium

Cooling Technique Passive Cooling

Optical System

Beam Direction Adjustable

Tilt Yes

Swivel Yes

Electrical System

Driven with Constant Current Driver

Input Voltage/Hz 220V- 240V/50-60Hz

Control Gear Included

Mounting Integral

LED Power Watts 23.7W

System Power Watts 27.2W

Operating Voltage V_{in} 220-240 Vac

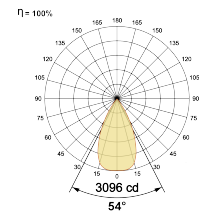
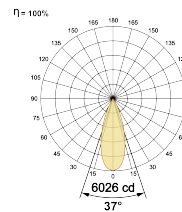
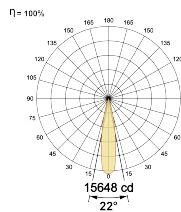
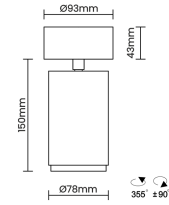
Power Factor p.f. > 0.95

Ordering Details

Code Example:	Name	Watt	CCT	CRI	Angle	Finish	Control
	Spotboy Pro SF 75	28W	WW27K	CRI80	22°(SS)	SWH	On/Off

Select one from each column with highlighted values to create the ordering code

NAME	WATT	LUMEN	EFFICACY	CCT	CRI	ANGLE	FINISH	CONTROL
Spotboy Pro SF 75	28W	2475	91	2700K WW27K	CRI80	22°(SS)	White SWH	Non Dimmable On/Off
		2557	94	3000K WW30K	CRI90	37°(MD)	Black SBL	Dali Dimmable DDIM
		2693	99	4000K NW40K		54°(WD)	Custom CSM	
		2747	101	5700K CW57K				
Spotboy Pro SF 75	28W			WW27K	CRI80	22°(SS)	SWH	On/Off



LED Technology

Binning 3 Step MacAdam

LED Life Time @ L70/B10 >50000 hours

Colour Rendering (CRI) CRI80, CRI90

Led Type COB

LED Fitted Cree COB LED 33V-36Vdc/700mA

Controls

Standard Switchable On/Off

Optional DDIM, Non Dimmable