

# Spotboy Pro SF 50 | 10W

## Product Reference

Environment Indoor

Installation Ceiling Surface

## Construction & Materials

Housing Die Cast Aluminium, Milled Aluminium

Primary Lens PMMA

Primary Reflector -

Secondary Reflector -

Body Finish White, Black, Custom

Diffuser -

Antiglare Baffle -

## Thermal Management

Heat Sink Material Die cast Aluminium

Cooling Technique Passive Cooling

## Optical System

Beam Direction Adjustable

Tilt Yes

Swivel Yes

## Electrical System

Driven with Constant Current Driver

Input Voltage/Hz 220V- 240V/50-60Hz

Control Gear Included

Mounting Integral

LED Power Watts 9.0W

System Power Watts 10.3W

Operating Voltage  $V_{in}$  220-240 Vac

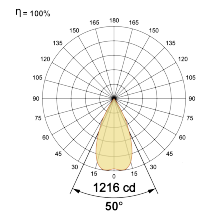
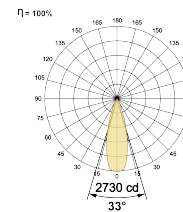
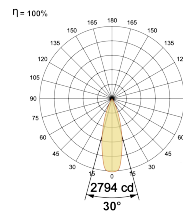
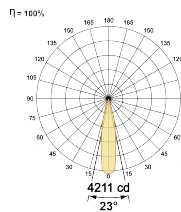
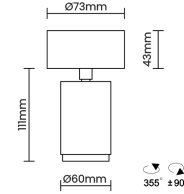
Power Factor p.f. > 0.95

## Ordering Details

Code Example:	Name	Watt	CCT	CRI	Angle	Finish	Control
	<b>Spotboy Pro SF 50</b>	<b>10W</b>	<b>WW27K</b>	<b>CRI80</b>	<b>23°(SS)</b>	<b>SWH</b>	<b>On/Off</b>

Select one from each column with highlighted values to create the ordering code

NAME	WATT	LUMEN	EFFICACY	CCT	CRI	ANGLE	FINISH	CONTROL
<b>Spotboy Pro SF 50</b>	<b>10W</b>	948	92	2700K	<b>WW27K</b>	<b>CRI80</b>	23°(SS)	Non Dimmable <b>On/Off</b>
		979	95	3000K	<b>WW30K</b>	CRI90	30°(MD)	Dali Dimmable <b>DDIM</b>
		1030	100	4000K	<b>NW40K</b>		33°(WD)	
		1051	102	5700K	<b>CW57K</b>		50°(VWD)	
<b>Spotboy Pro SF 50</b>	<b>10W</b>			<b>WW27K</b>	<b>CRI80</b>	<b>23°(SS)</b>	<b>SWH</b>	<b>On/Off</b>



## LED Technology

Binning 3 Step MacAdam

LED Life Time @ L70/B10 >50000 hours

Colour Rendering (CRI) CRI80, CRI90

Led Type COB

LED Fitted Cree COB LED 33V-36Vdc/250mA

## Controls

Standard Switchable On/Off

Optional DDIM, Non Dimmable