

ProLed 75 | 15W

Product Reference

Environment Indoor

Installation Ceiling Recess

Construction & Materials

Housing Die Cast Aluminium

Primary Lens PMMA

Primary Reflector -

Secondary Reflector Anodised

Body Finish White,Black

Diffuser -

Antiglare Baffle -

Thermal Management

Heat Sink Material Die cast Aluminium

Cooling Technique Passive Cooling

Optical System

Beam Direction Fixed

Tilt Yes

Swivel No

Electrical System

Driven with Constant Current Driver

Input Voltage/Hz 220V- 240V/50-60Hz

Control Gear Included

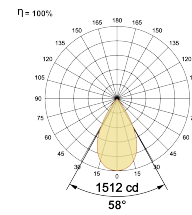
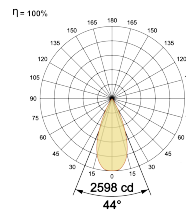
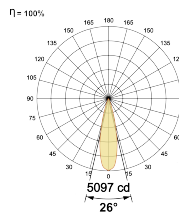
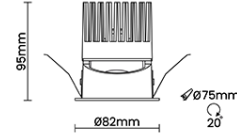
Mounting Remote

LED Power Watts 12.4W

System Power Watts 14.2W

Operating Voltage Vin 220-240 Vac

Power Factor p.f. > 0.95



LED Technology

Binning 3 Step MacAdam

LED Life Time @ L70/B10 >50000 hours

Colour Rendering (CRI) CRI80,CRI90

Led Type COB

LED Fitted Cree COB LED 36Vdc/350mA

Controls

Standard Switchable On/Off

Optional PDIM,DDIM,BTTM,CASAMBI,Non Dimmable

Ordering Details

Code Example:	Name	Watt	CCT	CRI	Angle	Finish	Control
	ProLed 75	15W	WW27K	CRI80	26°(MD)	SWH	On/Off

Select one from each column with highlighted values to create the ordering code

NAME	WATT	LUMEN	EFFICACY	CCT		CRI	ANGLE	FINISH		CONTROL	
ProLed 75	15W	1179	83	2700K	WW27K	CRI80	26°(MD)	White	SWH	Non Dimmable	On/Off
		1221	86	3000K	WW30K	CRI90	44°(WD)	Black	SBL	Phase Dimmable	PDIM
		1278	90	4000K	NW40K		58°(VWD)			Dali Dimmable	DDIM
		1306	92	5700K	CW57K			Bluetooth Dimmable	BTTM		
				2700K-5700K	TW			Casambi	CBTM		
				Warm to Dim	W2D						
ProLed 75	15W			WW27K		CRI80	26°(MD)	SWH		On/Off	