

Spotboy Zoom 48V | 12.6W

Product Reference

Environment Indoor

Installation Track Mounted

Construction & Materials

Housing Die Cast Aluminium, Milled Aluminium

Primary Lens PMMA

Primary Reflector -

Secondary Reflector -

Body Finish White, Black

Diffuser -

Antiglare Baffle -

Thermal Management

Heat Sink Material Die cast Aluminium

Cooling Technique Passive Cooling

Optical System

Beam Direction Adjustable

Tilt Yes

Swivel Yes

Electrical System

Driven with Constant Voltage Driver

Input Voltage/Hz 48V

Control Gear Included

Mounting Remote

LED Power Watts 12.5W

System Power Watts -

Operating Voltage Vin 48V

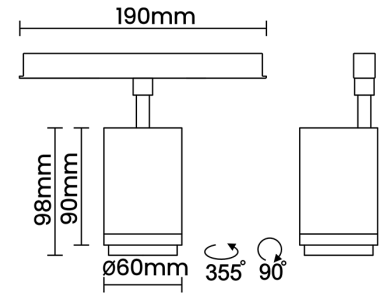

Power Factor p.f. -

Ordering Details

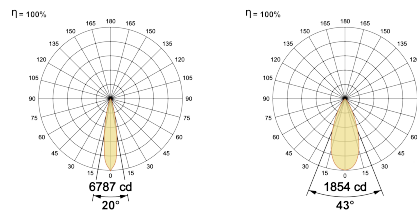
Code Example:	Name	Watt	CCT	CRI	Angle	Finish	Control
	Spotboy Zoom 48V	12.6W	WW27K	CRI80	20°- 43°	SWH	On/Off

Select one from each column with highlighted values to create the ordering code

NAME	WATT	LUMEN	EFFICACY	CCT		CRI	ANGLE	FINISH		CONTROL		
Spotboy Zoom 48V	12.6W	1250	100	2700K	WW27K	CRI80	20°- 43°	White	SWH	Non Dimmable	On/Off	
		1288	103	3000K	WW30K	CRI90		Black	SBL	Dali Dimmable	DDIM	
		1350	108	4000K	NW40K					Bluetooth Dimmable	BTTM	
		1375	110	5700K	CW57K						Casambi	CBTM
					2700K-5700K	TW						
				Warm to Dim	W2D							
Spotboy Zoom 48V	12.6W			WW27K		CRI80	20°- 43°	SWH		On/Off		



Light Distribution



LED Technology

Binning 3 Step MacAdam

LED Life Time @ L80/B10 >50000 hours

Colour Rendering (CRI) CRI80, CRI90

Led Type COB

LED Fitted Cree COB LED 33V-36Vdc/350mA

Controls

Standard Switchable On/Off

Optional DDIM, BTTM, CASAMBI, Non Dimmable