

Spotboy 48V 75 | 25.2W

Product Reference

Environment Indoor

Installation Track Mounted

Construction & Materials

Housing Die Cast Aluminium, Milled Aluminium

Primary Lens PMMA

Primary Reflector -

Secondary Reflector -

Body Finish White, Black

Diffuser -

Antiglare Baffle -

Thermal Management

Heat Sink Material Die cast Aluminium

Cooling Technique Passive Cooling

Optical System

Beam Direction Adjustable

Tilt Yes

Swivel Yes

Electrical System

Driven with Constant Voltage Driver

Input Voltage/Hz 48V

Control Gear Included

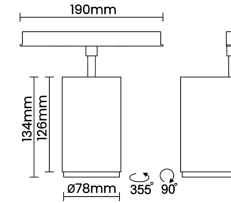

Mounting Remote

LED Power Watts 24.2W

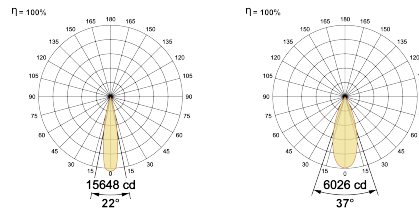
System Power Watts -

Operating Voltage Vin 48V

Power Factor p.f. -



Light Distribution



LED Technology

Binning 3 Step MacAdam

LED Life Time @ L70/B10 >50000 hours

Colour Rendering (CRI) CRI80, CRI90

Led Type COB

LED Fitted Cree COB LED 33V-36Vdc/700mA

Controls

Standard Switchable On/Off

Optional DDIM, BTTM, CASAMBI, Non Dimmable

Ordering Details

Code Example:	Name	Watt	CCT	CRI	Angle	Finish	Control
	Spotboy 48V 75	25.2W	WW27K	CRI80	22°(SS)	SWH	On/Off

Select one from each column with highlighted values to create the ordering code

NAME	WATT	LUMEN	EFFICACY	CCT	CRI	ANGLE	FINISH	CONTROL	
Spotboy 48V 75	25.2W	2475	102	2700K	WW27K	CRI80	22°(SS)	White SWH	Non Dimmable On/Off
		2557	106	3000K	WW30K	CRI90	37°(MD)	Black SBL	Dali Dimmable DDIM
		2693	111	4000K	NW40K		54°(WD)		Bluetooth Dimmable BTTM
		2747	114	5700K	CW57K				Casambi CBTM
					2700K-5700K	TW			
				Warm to Dim	W2D				
Spotboy 48V 75	25.2W			WW27K	CRI80	22°(SS)	SWH	On/Off	