

Dot 48V | 4.5W

Product Reference

Environment Indoor

Installation Track Mounted

Construction & Materials

Housing Milled Aluminium

Primary Lens PMMA

Primary Reflector PC metallised

Secondary Reflector -

Body Finish White,Black

Diffuser -

Antiglare Baffle -

Thermal Management

Heat Sink Material Aluminium

Cooling Technique Passive Cooling

Optical System

Beam Direction Fixed

Tilt No

Swivel No

Electrical System

Driven with Constant Voltage Driver

Input Voltage/Hz 48V

Control Gear Included

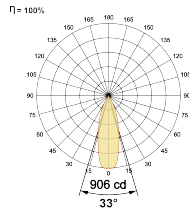
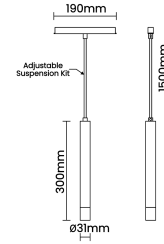

Mounting Remote

LED Power Watts 4.4W

System Power Watts -

Operating Voltage Vin 48V

Power Factor p.f. -



LED Technology

Binning 3 Step MacAdam

LED Life Time @ L70/B10 >50000 hours

Colour Rendering (CRI) CRI80,CRI90

Led Type COB

LED Fitted Cree COB LED 9Vdc/500mA

Controls

Standard Switchable On/Off

Optional DDIM,BTTM,CASAMBI,Non Dimmable

Ordering Details

Code Example:	Name	Watt	CCT	CRI	Angle	Finish	Control
	Dot 48V	4.5W	WW27K	CRI80	33°(MD)	SWH	On/Off

Select one from each column with highlighted values to create the ordering code

NAME	WATT	LUMEN	EFFICACY	CCT	CRI	ANGLE	FINISH	CONTROL
Dot 48V	4.5W	361	82	2700K	WW27K	33°(MD)	White	Non Dimmable
		374	85	3000K	WW30K		Black	Dali Dimmable
		396	90	4000K	NW40K			Bluetooth Dimmable
		405	92	5700K	CW57K			Casambi
Dot 48V	4.5W			WW27K	CRI80	33°(MD)	SWH	On/Off