

Baylight | 135W

Product Reference

Environment Indoor

Installation Ceiling Surface,Wall Surface,Wall Surface

Construction & Materials

Housing Die Cast Aluminium

Primary Lens PMMA

Primary Reflector -

Secondary Reflector -

Body Finish White,Black,Grey

Diffuser -

Antiglare Baffle -

Thermal Management

Heat Sink Material Die cast Aluminium

Cooling Technique -

Optical System

Beam Direction Adjustable

Tilt Yes

Swivel Yes

Electrical System

Driven with Constant Current Driver

Input Voltage/Hz 220V- 240V/50-60Hz

Control Gear Included

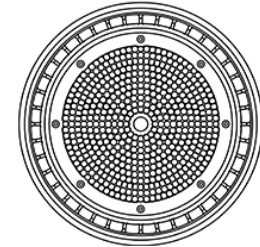
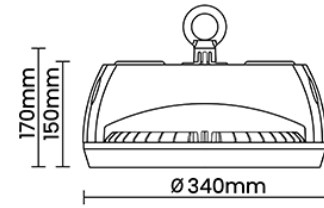
Mounting Integral

LED Power Watts 116.3W

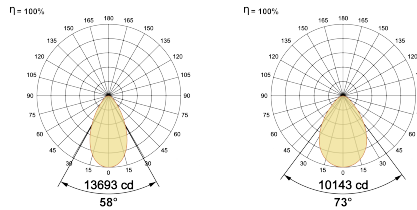
System Power Watts 133.7W

Operating Voltage V_{in} 220-240 Vac

Power Factor p.f. > 0.95



Light Distribution



LED Technology

Binning 3 Step MacAdam

LED Life Time @ L80/B10 >50000 hours

Colour Rendering (CRI) CRI80,CRI90

Led Type SMD mid power

LED Fitted Samsung Mid power LED array 40V-45Vdc/2900mA

Controls

Standard Switchable On/Off

Optional Non Dimmable

Ordering Details

Code Example:	Name	Watt	CCT	CRI	Angle	Finish	Control
	Baylight	135W	WW27K	CRI80	58°(MD)	SWH	On/Off

Select one from each column with highlighted values to create the ordering code

NAME	WATT	LUMEN	EFFICACY	CCT	CRI	ANGLE	FINISH	CONTROL
Baylight	135W	14974	112	2700K	WW27K	CRI80	58°(MD)	White SWH Non Dimmable On/Off
		15509	116	3000K	WW30K	CRI90	73°(WD)	Black SBL
		16445	123	4000K	NW40K			Grey GGT
		16846	126	5700K	CW57K			
Baylight	135W			WW27K	CRI80	58°(MD)	SWH	On/Off

