

Square Cut | 19W

Product Reference

Environment Indoor

Installation Ceiling Recess

Construction & Materials

Housing Die Cast Aluminium

Primary Lens -

Primary Reflector White Optics

Secondary Reflector -

Body Finish White

Diffuser Premium high-transmission opal

Antiglare Baffle -

Thermal Management

Heat Sink Material Die cast Aluminium

Cooling Technique Passive Cooling

Optical System

Beam Direction General Diffuse

Tilt No

Swivel No

Electrical System

Driven with Constant Current Driver

Input Voltage/Hz 220V- 240V/50-60Hz

Control Gear Included

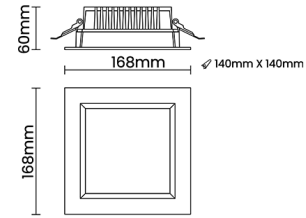

Mounting Remote

LED Power Watts 16.4W

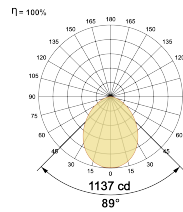
System Power Watts 18.8W

Operating Voltage Vin 220-240 Vac

Power Factor p.f. > 0.95



Light Distribution



LED Technology

Binning 3 Step MacAdam

LED Life Time @ L70/B10 >50000 hours

Colour Rendering (CRI) CRI80,CRI90

Led Type SMD mid power

LED Fitted Samsung Mid power LED array 26V-32Vdc/500mA

Controls

Standard Switchable On/Off

Optional PDIM,DDIM,BTTM,CASAMBI,Non Dimmable

Ordering Details

Code Example:	Name	Watt	CCT	CRI	Angle	Finish	Control
	Square Cut	19W	WW27K	CRI80	89°	SWH	On/Off

Select one from each column with highlighted values to create the ordering code

NAME	WATT	LUMEN	EFFICACY	CCT		CRI	ANGLE	FINISH		CONTROL	
Square Cut	19W	2181	116	2700K	WW27K	CRI80	89°	White	SWH	Non Dimmable	On/Off
		2256	120	3000K	WW30K	CRI90	Phase Dimmable			PDIM	
		2388	127	4000K	NW40K	Dali Dimmable	DDIM				
		2482	132	5700K	CW57K	Bluetooth Dimmable	BTTM				
				2700K-5700K	TW	Casambi	CBTM				
Square Cut	19W			WW27K		CRI80	89°	SWH		On/Off	