

Skylight MPD 22 | 30W

Product Reference

Environment Indoor

Installation Ceiling Recess

Construction & Materials

Housing Mild Steel

Primary Lens -

Primary Reflector -

Secondary Reflector -

Body Finish White

Diffuser Microprismatic

Antiglare Baffle -

Thermal Management

Heat Sink Material CRCA

Cooling Technique Passive Cooling

Optical System

Beam Direction General Diffuse

Tilt No

Swivel No

Electrical System

Driven with Constant Current Driver

Input Voltage/Hz 220V- 240V/50-60Hz

Control Gear Included

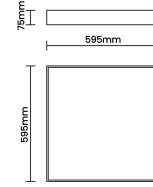

Mounting Remote

LED Power Watts 23.1W

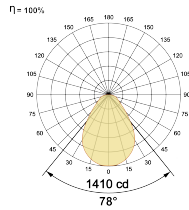
System Power Watts 26.5W

Operating Voltage Vin 220-240 Vac

Power Factor p.f. > 0.95



Light Distribution



LED Technology

Binning 3 Step MacAdam

LED Life Time @ L70/B10 >50000 hours

Colour Rendering (CRI) CRI80,CRI90

Led Type SMD mid power

LED Fitted Samsung Mid power LED array 30V-36Vdc/700mA

Controls

Standard Switchable On/Off

Optional PDIM,DDIM,BTTM,CASAMBI,Non Dimmable

Ordering Details

Code Example:	Name	Watt	CCT	CRI	Angle	Finish	Control
	Skylight MPD 22	30W	WW27K	CRI80	78°	SWH	On/Off

Select one from each column with highlighted values to create the ordering code

NAME	WATT	LUMEN	EFFICACY	CCT		CRI	ANGLE	FINISH		CONTROL	
Skylight MPD 22	30W	2359	89	2700K	WW27K	CRI80	78°	White	SWH	Non Dimmable	On/Off
		2465	93	3000K	WW30K	CRI90				Phase Dimmable	PDIM
		2624	99	4000K	NW40K					Dali Dimmable	DDIM
		2677	101	5700K	CW57K					Bluetooth Dimmable	BTTM
				2700K-5700K						Casambi	CBTM
Skylight MPD 22	30W			WW27K		CRI80	78°	SWH		On/Off	