

Skylight 22 | 42W

Product Reference

Environment Indoor

Installation Ceiling Recess

Construction & Materials

Housing Mild Steel

Primary Lens -

Primary Reflector -

Secondary Reflector -

Body Finish White

Diffuser Premium high-transmission opal

Antiglare Baffle -

Thermal Management

Heat Sink Material CRCA

Cooling Technique Passive Cooling

Optical System

Beam Direction General Diffuse

Tilt No

Swivel No

Electrical System

Driven with Constant Current Driver

Input Voltage/Hz 220V- 240V/50-60Hz

Control Gear Included

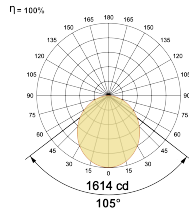
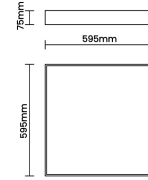

Mounting Remote

LED Power Watts 35.8W

System Power Watts 41.2W

Operating Voltage Vin 220-240 Vac

Power Factor p.f. > 0.95



LED Technology

Binning 3 Step MacAdam

LED Life Time @ L70/B10 >50000 hours

Colour Rendering (CRI) CRI80,CRI90

Led Type SMD mid power

LED Fitted Samsung Mid power LED array 30V-36Vdc/1050mA

Controls

Standard Switchable On/Off

Optional PDIM,DDIM,BTMM,CASAMBI,Non Dimmable

Ordering Details

Code Example:	Name	Watt	CCT	CRI	Angle	Finish	Control
	Skylight 22	42W	WW27K	CRI80	105°	SWH	On/Off

Select one from each column with highlighted values to create the ordering code

NAME	WATT	LUMEN	EFFICACY	CCT	CRI	ANGLE	FINISH	CONTROL	
Skylight 22	42W	3873	94	2700K	WW27K	105°	White	Non Dimmable	On/Off
		4038	98	3000K	WW30K			Phase Dimmable	PDIM
		4285	104	4000K	NW40K			Dali Dimmable	DDIM
		4408	107	5700K	CW57K			Bluetooth Dimmable	BTMM
				2700K-5700K	TW			Casambi	CBTM
Skylight 22	42W			WW27K	CRI80	105°	SWH	On/Off	