

Skylight 22 | 40W

Product Reference

Environment Indoor

Installation Ceiling Recess

Construction & Materials

Housing Mild Steel

Primary Lens -

Primary Reflector -

Secondary Reflector -

Body Finish White

Diffuser Premium high-transmission opal

Antiglare Baffle -

Thermal Management

Heat Sink Material CRCA

Cooling Technique Passive Cooling

Optical System

Beam Direction General Diffuse

Tilt No

Swivel No

Electrical System

Driven with Constant Current Driver

Input Voltage/Hz 220V- 240V/50-60Hz

Control Gear Included

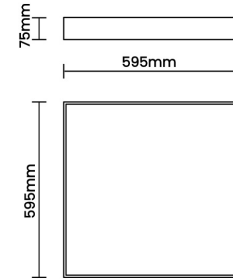

Mounting Remote

LED Power Watts 33.4W

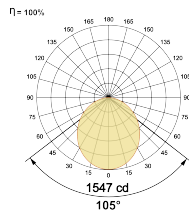
System Power Watts 38.4W

Operating Voltage V_{in} 220-240 Vac

Power Factor p.f. > 0.95



Light Distribution



LED Technology

Binning 3 Step MacAdam

LED Life Time @ L80/B10 >50000 hours

Colour Rendering (CRI) CRI80,CRI90

Led Type SMD mid power

LED Fitted Osram/Samsung Mid power LED array 30V-36Vdc/950mA

Controls

Standard Switchable On/Off

Optional PDIM,DDIM,BTTM,CASAMBI,Non Dimmable

Ordering Details

Code Example:	Name	Watt	CCT	CRI	Angle	Finish	Control
	Skylight 22	40W	WW27K	CRI80	105°	SWH	On/Off

Select one from each column with highlighted values to create the ordering code

NAME	WATT	LUMEN	EFFICACY	CCT	CRI	ANGLE	FINISH	CONTROL	
Skylight 22	40W	3725	97	2700K	WW27K	CRI80	White	Non Dimmable	On/Off
		3878	101	3000K	WW30K	CRI90		Phase Dimmable	PDIM
		4109	107	4000K	NW40K			Dali Dimmable	DDIM
		4224	110	5700K	CW57K			Bluetooth Dimmable	BTTM
				2700K-5700K	TW			Casambi	CBTM
Skylight 22	40W			WW27K	CRI80	105°	SWH	On/Off	

