

Skylight 14 | 40W

Product Reference

Environment Indoor

Installation Ceiling Recess

Construction & Materials

Housing Mild Steel

Primary Lens -

Primary Reflector -

Secondary Reflector -

Body Finish -

Diffuser Premium high-transmission opal

Antiglare Baffle -

Thermal Management

Heat Sink Material CRCA

Cooling Technique Passive Cooling

Optical System

Beam Direction General Diffuse

Tilt No

Swivel No

Electrical System

Driven with Constant Current Driver

Input Voltage/Hz 220V- 240V/50-60Hz

Control Gear Included



Mounting Remote

LED Power Watts 33.3W

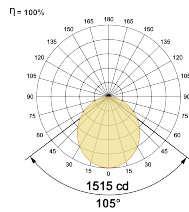
System Power Watts 38.3W

Operating Voltage Vin 220-240 Vac

Power Factor p.f. > 0.95



Light Distribution



LED Technology

Binning 3 Step MacAdam

LED Life Time @ L70/B10 >50000 hours

Colour Rendering (CRI) CRI80,CRI90

Led Type SMD mid power

LED Fitted Samsung Mid power LED array 30V-36Vdc/950mA

Controls

Standard Switchable On/Off

Optional PDIM,DDIM,BTTM,CASAMBI,Non Dimmable

Ordering Details

Code Example:	Name	Watt	CCT	CRI	Angle	Finish	Control
	Skylight 14	40W	WW27K	CRI80	105°		On/Off

Select one from each column with highlighted values to create the ordering code

NAME	WATT	LUMEN	EFFICACY	CCT	CRI	ANGLE	FINISH	CONTROL	
Skylight 14	40W	3639	95	2700K	WW27K	105°		Non Dimmable	On/Off
		3792	99	3000K	WW30K			Phase Dimmable	PDIM
		4022	105	4000K	NW40K			Dali Dimmable	DDIM
		4098	107	5700K	CW57K			Bluetooth Dimmable	BTTM
								Casambi	CBTM
Skylight 14	40W			WW27K	CRI80	105°		On/Off	