

# Go Pro 50 P | 15W

## Product Reference

Environment Indoor

Installation Ceiling Suspended

## Construction & Materials

Housing Die Cast Aluminium

Primary Lens PMMA

Primary Reflector -

Secondary Reflector Anodised

Body Finish White,Black,Custom

Diffuser -

Antiglare Baffle -

## Thermal Management

Heat Sink Material Die cast Aluminium

Cooling Technique Passive Cooling

## Optical System

Beam Direction Fixed

Tilt No

Swivel No

## Electrical System

Driven with Constant Current Driver

Input Voltage/Hz 220V- 240V/50-60Hz

Control Gear Included

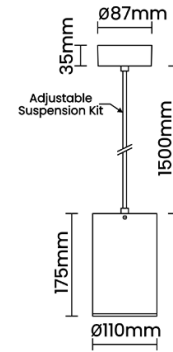
Mounting Integral

LED Power Watts 12.4W

System Power Watts 14.2W

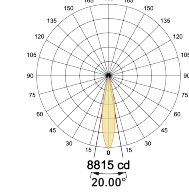
Operating Voltage Vin 220-240 Vac

Power Factor p.f. > 0.95

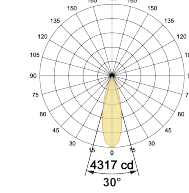


## Light Distribution

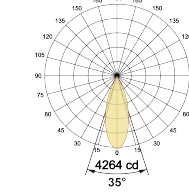
η = 100%



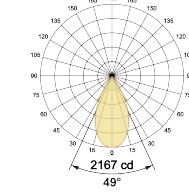
η = 100%



η = 100%



η = 100%



## LED Technology

Binning 3 Step MacAdam

LED Life Time @ L70/B10 >50000 hours

Colour Rendering (CRI) CRI80,CRI90

Led Type COB

LED Fitted CREE COB LED 36Vdc/350mA

## Controls

Standard Switchable On/Off

Optional Non Dimmable

## Ordering Details

Code Example:	Name	Watt	CCT	CRI	Angle	Finish	Control
	<b>Go Pro 50 P</b>	<b>15W</b>	<b>WW27K</b>	<b>CRI80</b>	<b>20°(SS)</b>	<b>SWH</b>	<b>On/Off</b>

Select one from each column with highlighted values to create the ordering code

NAME	WATT	LUMEN	EFFICACY	CCT	CRI	ANGLE	FINISH	CONTROL
<b>Go Pro 50 P</b>	<b>15W</b>	1392	98	2700K	<b>WW27K</b>	<b>CRI80</b>	20°(SS)	White <b>SWH</b>
		1434	101	3000K	<b>WW30K</b>	CRI90	30°(MD)	Black <b>SBL</b>
		1505	106	4000K	<b>NW40K</b>		35°(WD)	Custom <b>CSM</b>
		1534	108	5700K	<b>CW57K</b>		49°(VWD)	
<b>Go Pro 50 P</b>	<b>15W</b>			<b>WW27K</b>	<b>CRI80</b>	<b>20°(SS)</b>	<b>SWH</b>	<b>On/Off</b>