

Go Pro 35 P | 15W

Product Reference

Environment Indoor

Installation Ceiling Suspended

Construction & Materials

Housing Die Cast Aluminium

Primary Lens PMMA

Primary Reflector -

Secondary Reflector Anodised

Body Finish White,Black,Custom

Diffuser -

Antiglare Baffle -

Thermal Management

Heat Sink Material Die cast Aluminium

Cooling Technique Passive Cooling

Optical System

Beam Direction Fixed

Tilt No

Swivel No

Electrical System

Driven with Constant Current Driver

Input Voltage/Hz 220V- 240V/50-60Hz

Control Gear Included

Mounting Integral

LED Power Watts 12.3W

System Power Watts 14.1W

Operating Voltage Vin 220-240 Vac

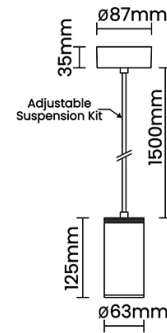
Power Factor p.f. > 0.95

Ordering Details

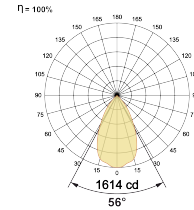
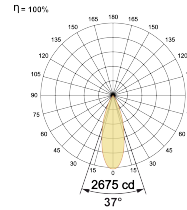
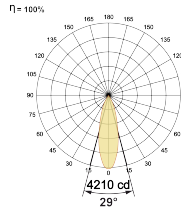
Code Example:	Name	Watt	CCT	CRI	Angle	Finish	Control
	Go Pro 35 P	15W	WW27K	CRI80	29°(MD)	SWH	On/Off

Select one from each column with highlighted values to create the ordering code

NAME	WATT	LUMEN	EFFICACY	CCT	CRI	ANGLE	FINISH	CONTROL
Go Pro 35 P	15W	1424	101	2700K	WW27K	CRI80	29°(MD)	Non Dimmable On/Off
		1466	104	3000K	WW30K	CRI90	37°(WD)	
		1537	109	4000K	NW40K		56°(VWD)	
		1565	111	5700K	CW57K			
Go Pro 35 P	15W			WW27K	CRI80	29°(MD)	SWH	On/Off



Light Distribution



LED Technology

Binning 3 Step MacAdam

LED Life Time @ L70/B10 >50000 hours

Colour Rendering (CRI) CRI80,CRI90

Led Type COB

LED Fitted CREE COB LED 36Vdc/350mA

Controls

Standard Switchable On/Off

Optional Non Dimmable