

Go Pro 50 PF | 15W

Product Reference

Environment Indoor

Installation Ceiling Recess

Construction & Materials

Housing Die Cast Aluminium

Primary Lens PMMA

Primary Reflector -

Secondary Reflector Anodised

Body Finish White,Black

Diffuser -

Antiglare Baffle -

Thermal Management

Heat Sink Material Die cast Aluminium

Cooling Technique Passive Cooling

Optical System

Beam Direction Fixed

Tilt No

Swivel No

Electrical System

Driven with Constant Current Driver

Input Voltage/Hz 220V- 240V/50-60Hz

Control Gear Included

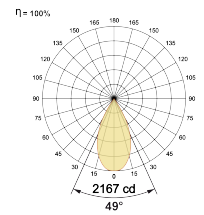
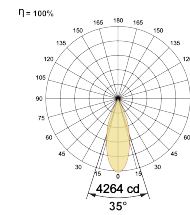
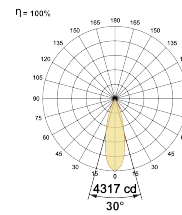
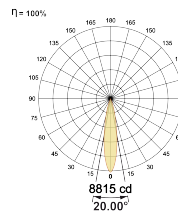
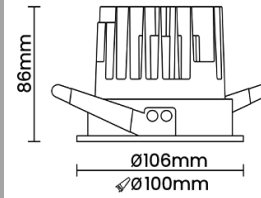
Mounting Remote

LED Power Watts 12.4W

System Power Watts 14.2W

Operating Voltage Vin 220-240 Vac

Power Factor p.f. > 0.95



LED Technology

Binning 3 Step MacAdam

LED Life Time @ L70/B10 >50000 hours

Colour Rendering (CRI) CRI80,CRI90

Led Type COB

LED Fitted CREE COB LED 36Vdc/350mA

Controls

Standard Switchable On/Off

Optional PDIM,DDIM,BTDM,CASAMBI,Non Dimmable

Ordering Details

Code Example:	Name	Watt	CCT	CRI	Angle	Finish	Control
	Go Pro 50 PF	15W	WW27K	CRI80	20°(SS)	SWH	On/Off

Select one from each column with highlighted values to create the ordering code

NAME	WATT	LUMEN	EFFICACY	CCT	CRI	ANGLE	FINISH	CONTROL
Go Pro 50 PF	15W	1392	98	2700K	WW27K	20°(SS)	White	Non Dimmable
		1434	101	3000K	WW30K	30°(MD)	Black	Phase Dimmable
		1505	106	4000K	NW40K	35°(WD)		Dali Dimmable
		1534	108	5700K	CW57K	49°(VWD)		Bluetooth Dimmable
				2700K-5700K	TW			Casambi
				Warm to Dim	W2D			
Go Pro 50 PF	15W			WW27K	CRI80	20°(SS)	SWH	On/Off