

# Go Pro 50 TT | 15W

## Product Reference

Environment Indoor

Installation Ceiling Recess

## Construction & Materials

Housing Die Cast Aluminium

Primary Lens PMMA

Primary Reflector -

Secondary Reflector Anodised

Body Finish White,Black

Diffuser -

Antiglare Baffle -

## Thermal Management

Heat Sink Material Die cast Aluminium

Cooling Technique Passive Cooling

## Optical System

Beam Direction Fixed

Tilt No

Swivel No

## Electrical System

Driven with Constant Current Driver

Input Voltage/Hz 220V- 240V/50-60Hz

Control Gear Included

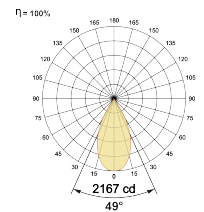
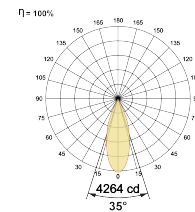
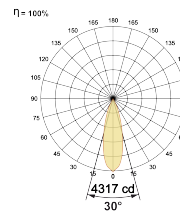
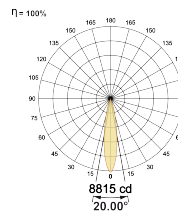
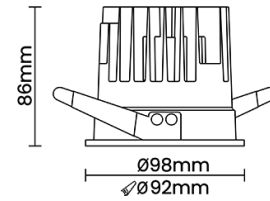
Mounting Remote

LED Power Watts 12.4W

System Power Watts 14.2W

Operating Voltage  $V_{in}$  220-240 Vac

Power Factor p.f. > 0.95



## LED Technology

Binning 3 Step MacAdam

LED Life Time @ L70/B10 >50000 hours

Colour Rendering (CRI) CRI80,CRI90

Led Type COB

LED Fitted CREE COB LED 36Vdc/350mA

## Controls

Standard Switchable On/Off

Optional PDIM,DDIM,BTMM,CASAMBI,Non Dimmable

## Ordering Details

Code Example:	Name	Watt	CCT	CRI	Angle	Finish	Control
	Go Pro 50 TT	15W	WW27K	CRI80	20°(SS)	SWH	On/Off

Select one from each column with highlighted values to create the ordering code

NAME	WATT	LUMEN	EFFICACY	CCT	CRI	ANGLE	FINISH	CONTROL	
Go Pro 50 TT	15W	1392	98	2700K	WW27K	CRI80	20°(SS)	White SWH	Non Dimmable On/Off
		1434	101	3000K	WW30K	CRI90	30°(MD)	Black SBL	Phase Dimmable PDIM
		1505	106	4000K	NW40K		35°(WD)		Dali Dimmable DDIM
		1534	108	5700K	CW57K		49°(VWD)		Bluetooth Dimmable BTMM
				2700K-5700K	TW				Casambi CBTM
				Warm to Dim	W2D				
Go Pro 50 TT	15W			WW27K	CRI80	20°(SS)	SWH	On/Off	