

Tiny Wash | 8W

Product Reference

Environment Indoor

Installation Ceiling Recess

Construction & Materials

Housing Aluminium

Primary Lens Polycarbonate

Primary Reflector PC metallised

Secondary Reflector -

Body Finish White,Black,Custom

Diffuser -

Antiglare Baffle -

Thermal Management

Heat Sink Material Die cast Aluminium

Cooling Technique Passive Cooling

Optical System

Beam Direction Fixed Asymmetric

Tilt No

Swivel No

Electrical System

Driven with Constant Current Driver

Input Voltage/Hz 220V- 240V/50-60Hz

Control Gear Included

Mounting Remote

LED Power Watts 7.0W

System Power Watts 8.8W

Operating Voltage Vin 220-240 Vac

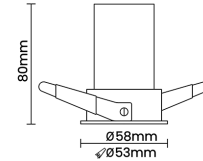

Power Factor p.f. > 0.95

Ordering Details

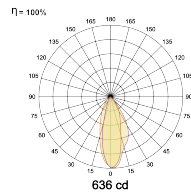
Code Example:	Name	Watt	CCT	CRI	Angle	Finish	Control
	Tiny Wash	8W	WW27K	CRI80		SWH	On/Off

Select one from each column with highlighted values to create the ordering code

NAME	WATT	LUMEN	EFFICACY	CCT	CRI	ANGLE	FINISH	CONTROL			
Tiny Wash	8W	343	39	2700K	WW27K	CRI80	White	SWH	Non Dimmable	On/Off	
		370	42	3000K	WW30K		CRI90	Black	SBL	Phase Dimmable	PDIM
		396	45	4000K	NW40K			Custom	CSM	Dali Dimmable	DDIM
		405	46	5700K	CW57K					Bluetooth Dimmable	BTTM
				2700K-5700K	TW					Casambi	CBTM
Tiny Wash	8W			WW27K	CRI80		SWH	On/Off			



Light Distribution



LED Technology

Binning 3 Step MacAdam

LED Life Time @ L70/B10 >50000 hours

Colour Rendering (CRI) CRI80,CRI90

Led Type COB

LED Fitted CREE COB LED 36Vdc/180mA

Controls

Standard Switchable On/Off

Optional PDIM,DDIM,BTTM,CASAMBI,Non Dimmable