

Xo Pro 50 | 20W

Product Reference

Environment Indoor

Installation Ceiling Recess

Construction & Materials

Housing Aluminium

Primary Lens PMMA

Primary Reflector -

Secondary Reflector -

Body Finish White,Black,Custom

Diffuser -

Antiglare Baffle -

Thermal Management

Heat Sink Material Die cast Aluminium

Cooling Technique Passive Cooling

Optical System

Beam Direction Adjustable

Tilt Yes

Swivel Yes

Electrical System

Driven with Constant Current Driver

Input Voltage/Hz 220V- 240V/50-60Hz

Control Gear Included

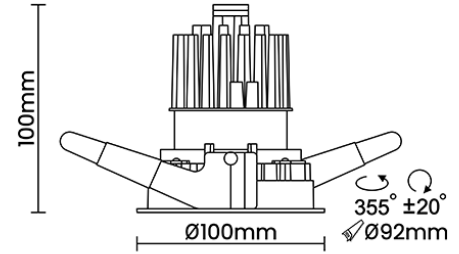

Mounting Remote

LED Power Watts 17.5W

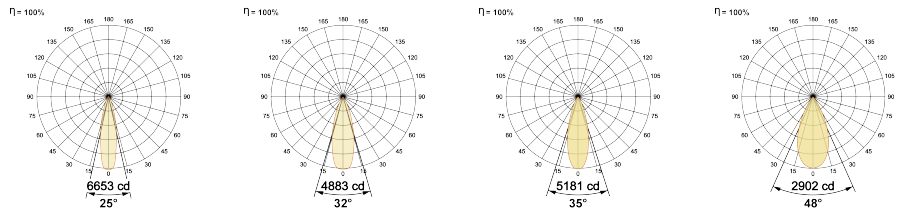
System Power Watts 20.1W

Operating Voltage V_{in} 220-240 Vac

Power Factor p.f. > 0.95



Light Distribution



LED Technology

Binning 3 Step MacAdam

LED Life Time @ L80/B10 >50000 hours

Colour Rendering (CRI) CRI80,CRI90

Led Type COB

LED Fitted Cree COB LED 36Vdc/500mA

Controls

Standard Switchable On/Off

Optional PDIM,DDIM,BTTM,CASAMBI,Non Dimmable

Ordering Details

Code Example:	Name	Watt	CCT	CRI	Angle	Finish	Control
	Xo Pro 50	20W	WW27K	CRI80	25°(SS)	SWH	On/Off

Select one from each column with highlighted values to create the ordering code

NAME	WATT	LUMEN	EFFICACY	CCT	CRI	ANGLE	FINISH	CONTROL	
Xo Pro 50	20W	1869	93	2700K	WW27K	CRI80	25°(SS)	White SWH	Non Dimmable On/Off
		1930	96	3000K	WW30K	CRI90	32°(MD)	Black SBL	Phase Dimmable PDIM
		2030	101	4000K	NW40K		35°(WD)	Custom CSM	Dali Dimmable DDIM
		2070	103	5700K	CW57K		48°(VWD)		Bluetooth Dimmable BTTM
				2700K-5700K	TW				Casambi CBTM
					Warm to Dim W2D				
Xo Pro 50	20W			WW27K	CRI80	25°(SS)	SWH	On/Off	