

Xo Pro 50 | 15W

Product Reference

Environment Indoor
 Installation Ceiling Recess

Construction & Materials

Housing Aluminium
 Primary Lens PMMA
 Primary Reflector -
 Secondary Reflector -
 Body Finish White,Black,Custom
 Diffuser -
 Antiglare Baffle -

Thermal Management

Heat Sink Material Die cast Aluminium
 Cooling Technique Passive Cooling

Optical System

Beam Direction Adjustable
 Tilt Yes
 Swivel Yes

Electrical System

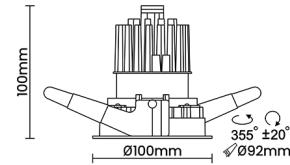

Driven with Constant Current Driver
 Input Voltage/Hz 220V- 240V/50-60Hz
 Control Gear Included
 Mounting Remote
 LED Power Watts 12.4W
 System Power Watts 14.3W
 Operating Voltage Vin 220-240 Vac
 Power Factor p.f. > 0.95

Ordering Details

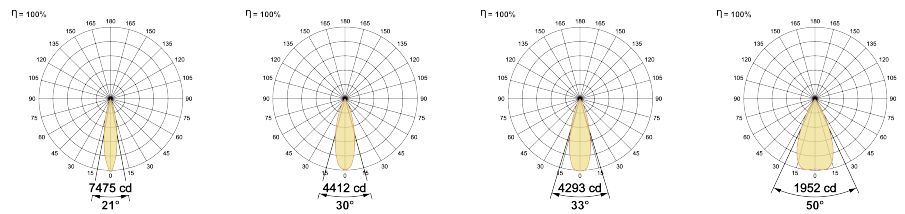
Code Example:	Name	Watt	CCT	CRI	Angle	Finish	Control
	Xo Pro 50	15W	WW27K	CRI80	21°(SS)	SWH	On/Off

Select one from each column with highlighted values to create the ordering code

NAME	WATT	LUMEN	EFFICACY	CCT	CRI	ANGLE	FINISH	CONTROL	
Xo Pro 50	15W	1487	104	2700K	WW27K	CRI80	White	Non Dimmable	On/Off
		1530	107	3000K	WW30K	CRI90	Black	Phase Dimmable	PDIM
		1602	112	4000K	NW40K		Custom	Dali Dimmable	DDIM
		1630	114	5700K	CW57K			Bluetooth Dimmable	BTTM
					2700K-5700K	TW		Casambi	CBTM
					Warm to Dim	W2D			
Xo Pro 50	15W			WW27K	CRI80	21°(SS)	SWH	On/Off	



Light Distribution



LED Technology

Binning 3 Step MacAdam
 LED Life Time @ L70/B10 >50000 hours
 Colour Rendering (CRI) CRI80,CRI90
 Led Type COB
 LED Fitted Cree COB LED 36Vdc/350mA

Controls

Standard Switchable On/Off
 Optional PDIM,DDIM,BTTM,CASAMBI,Non Dimmable