

Xo Pro 50 | 10W

Product Reference

Environment Indoor
Installation Ceiling Recess

Construction & Materials

Housing Aluminium
Primary Lens PMMA
Primary Reflector -
Secondary Reflector -
Body Finish White,Black,Custom
Diffuser -
Antiglare Baffle -

Thermal Management

Heat Sink Material Die cast Aluminium
Cooling Technique Passive Cooling

Optical System

Beam Direction Adjustable
Tilt Yes
Swivel Yes

Electrical System

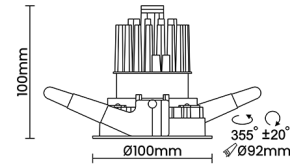

Driven with Constant Current Driver
Input Voltage/Hz 220V- 240V/50-60Hz
Control Gear Included
Mounting Remote
LED Power Watts 8.9W
System Power Watts 10.2W
Operating Voltage Vin 220-240 Vac
Power Factor p.f. > 0.95

Ordering Details

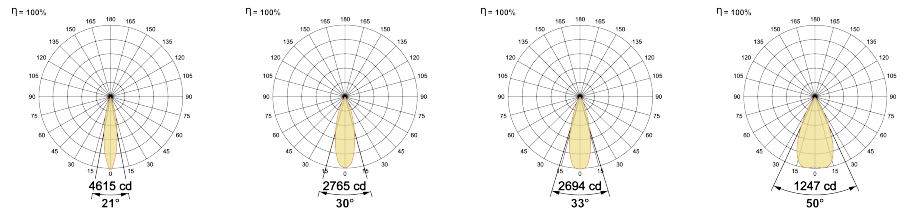
Code Example:	Name	Watt	CCT	CRI	Angle	Finish	Control
	Xo Pro 50	10W	WW27K	CRI80	21°(SS)	SWH	On/Off

Select one from each column with highlighted values to create the ordering code

NAME	WATT	LUMEN	EFFICACY	CCT	CRI	ANGLE	FINISH	CONTROL	
Xo Pro 50	10W	928	91	2700K	WW27K	CRI80	21°(SS)	White SWH	Non Dimmable On/Off
		959	94	3000K	WW30K	CRI90	30°(MD)	Black SBL	Phase Dimmable PDIM
		1010	99	4000K	NW40K		33°(WD)	Custom CSM	Dali Dimmable DDIM
		1030	101	5700K	CW57K		50°(VWD)		Bluetooth Dimmable BTM
				2700K-5700K	TW				Casambi CBTM
					Warm to Dim W2D				
Xo Pro 50	10W			WW27K	CRI80	21°(SS)	SWH	On/Off	



Light Distribution



LED Technology

Binning 3 Step MacAdam
LED Life Time @ L70/B10 >50000 hours
Colour Rendering (CRI) CRI80,CRI90
Led Type COB
LED Fitted Cree COB LED 36Vdc/250mA

Controls

Standard Switchable On/Off
Optional PDIM,DDIM,BTTM,CASAMBI,Non Dimmable