

Xo 50 | 15W

Product Reference

Environment Indoor

Installation Ceiling Recess

Construction & Materials

Housing Die Cast Aluminium

Primary Lens PMMA

Primary Reflector PC metallised

Secondary Reflector -

Body Finish White,Black,Custom

Diffuser -

Antiglare Baffle -

Thermal Management

Heat Sink Material Die cast Aluminium

Cooling Technique Passive Cooling

Optical System

Beam Direction Adjustable

Tilt Yes

Swivel Yes

Electrical System

Driven with Constant Current Driver

Input Voltage/Hz 220V- 240V/50-60Hz

Control Gear Included

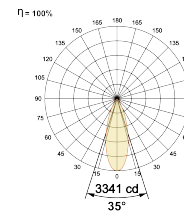
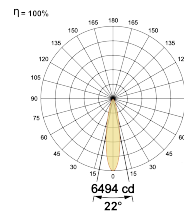
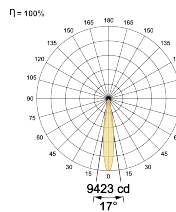
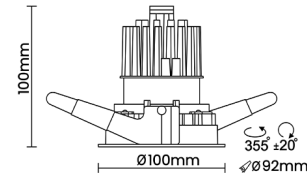
Mounting Remote

LED Power Watts 12.7W

System Power Watts 14.6W

Operating Voltage V_{in} 220-240 Vac

Power Factor p.f. > 0.95



LED Technology

Binning 3 Step MacAdam

LED Life Time @ L70/B10 >50000 hours

Colour Rendering (CRI) CRI80,CRI90

Led Type COB

LED Fitted CREE COB LED 36Vdc/350mA

Controls

Standard Switchable On/Off

Optional PDIM,DDIM,BTMM,CASAMBI,Non Dimmable

Ordering Details

Code Example:	Name	Watt	CCT	CRI	Angle	Finish	Control
Xo 50	15W	WW27K	CRI80	17°(SS)	SWH	On/Off	

Select one from each column with highlighted values to create the ordering code

NAME	WATT	LUMEN	EFFICACY	CCT	CRI	ANGLE	FINISH	CONTROL	
Xo 50	15W	1504	103	2700K	WW27K	CRI80	17°(SS)	White SWH	Non Dimmable On/Off
		1548	106	3000K	WW30K	CRI90	22°(MD)	Black SBL	Phase Dimmable PDIM
		1650	113	4000K	NW40K		35°(WD)	Custom CSM	Dali Dimmable DDIM
		1694	116	5700K	CW57K				Bluetooth Dimmable BTMM
				2700K-5700K	TW				Casambi CBTM
				Warm to Dim	W2D				
Xo 50	15W			WW27K	CRI80	17°(SS)	SWH	On/Off	