

Spotboy SR 50 | 10W

Product Reference

Environment Indoor

Installation Semi Recess

Construction & Materials

Housing Die Cast Aluminium, Milled Aluminium

Primary Lens PMMA

Primary Reflector PC metallised

Secondary Reflector -

Body Finish White, Black, Custom

Diffuser -

Antiglare Baffle -

Thermal Management

Heat Sink Material Die cast Aluminium

Cooling Technique Passive Cooling

Optical System

Beam Direction Adjustable

Tilt Yes

Swivel Yes

Electrical System

Driven with Constant Current Driver

Input Voltage/Hz 220V- 240V/50-60Hz

Control Gear Included

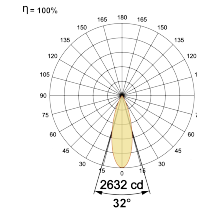
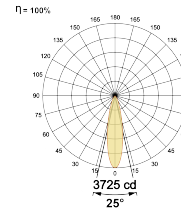
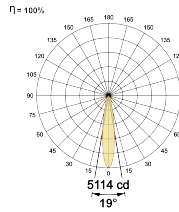
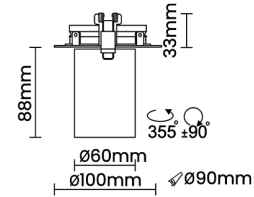
Mounting Remote

LED Power Watts 9.1W

System Power Watts 10.5W

Operating Voltage V_{in} 220-240 Vac

Power Factor p.f. > 0.95



LED Technology

Binning 3 Step MacAdam

LED Life Time @ L70/B10 >50000 hours

Colour Rendering (CRI) CRI80, CRI90

Led Type COB

LED Fitted CREE COB LED 36Vdc/250mA

Controls

Standard Switchable On/Off

Optional PDIM, DDIM, BTM, CASAMBI, Non Dimmable

Ordering Details

Code Example:	Name	Watt	CCT	CRI	Angle	Finish	Control
	Spotboy SR 50	10W	WW27K	CRI80	19°(SS)	SWH	On/Off

Select one from each column with highlighted values to create the ordering code

NAME	WATT	LUMEN	EFFICACY	CCT	CRI	ANGLE	FINISH	CONTROL
Spotboy SR 50	10W	977	93	2700K	WW27K	CRI80	19°(SS)	White SWH Non Dimmable On/Off
		1061	101	3000K	WW30K	CRI90	25°(MD)	Black SBL Phase Dimmable PDIM
		1124	107	4000K	NW40K		32°(WD)	Custom CSM Dali Dimmable DDIM
		1155	110	5700K	CW57K			Bluetooth Dimmable BTM
				2700K-5700K	TW			Casambi CBTM
				Warm to Dim	W2D			
Spotboy SR 50	10W			WW27K	CRI80	19°(SS)	SWH	On/Off