

# Spa 50 | 15W

## Product Reference

Environment Indoor

Installation Ceiling Recess

## Construction & Materials

Housing Aluminium

Primary Lens PMMA

Primary Reflector PC metallised

Secondary Reflector -

Body Finish White,Black,Custom

Diffuser -

Antiglare Baffle -

## Thermal Management

Heat Sink Material Die cast Aluminium

Cooling Technique Passive Cooling

## Optical System

Beam Direction Fixed

Tilt No

Swivel No

## Electrical System

Driven with Constant Current Driver

Input Voltage/Hz 220V- 240V/50-60Hz

Control Gear Included

Mounting Remote

LED Power Watts 12.7W

System Power Watts 14.6W

Operating Voltage Vin 220-240 Vac

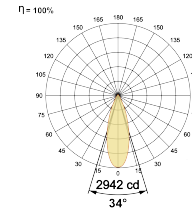
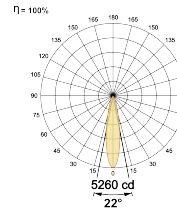
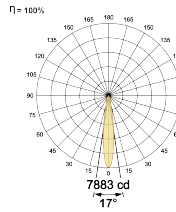
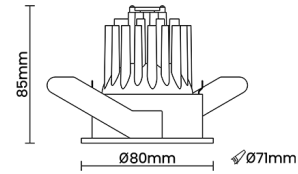
Power Factor p.f. > 0.95

## Ordering Details

Code Example:	Name	Watt	CCT	CRI	Angle	Finish	Control
	<b>Spa 50</b>	<b>15W</b>	<b>WW27K</b>	<b>CRI80</b>	<b>17°(SS)</b>	<b>SWH</b>	<b>On/Off</b>

Select one from each column with highlighted values to create the ordering code

NAME	WATT	LUMEN	EFFICACY	CCT		CRI	ANGLE	FINISH		CONTROL	
<b>Spa 50</b>	<b>15W</b>	1241	85	2700K	<b>WW27K</b>	<b>CRI80</b>	17°(SS)	White	<b>SWH</b>	Non Dimmable	<b>On/Off</b>
		1285	88	3000K	<b>WW30K</b>	CRI90	22°(MD)	Black	<b>SBL</b>	Phase Dimmable	<b>PDIM</b>
		1358	93	4000K	<b>NW40K</b>		34°(WD)	Custom	<b>CSM</b>	Dali Dimmable	<b>DDIM</b>
		1402	96	5700K	<b>CW57K</b>					Bluetooth Dimmable	<b>BTTM</b>
				2700K-5700K	<b>TW</b>					Casambi	<b>CBTM</b>
					<b>W2D</b>						
<b>Spa 50</b>	<b>15W</b>			<b>WW27K</b>		<b>CRI80</b>	<b>17°(SS)</b>	<b>SWH</b>		<b>On/Off</b>	



## LED Technology

Binning 3 Step MacAdam

LED Life Time @ L70/B10 >50000 hours

Colour Rendering (CRI) CRI80,CRI90

Led Type COB

LED Fitted CREE COB LED 36Vdc/350mA

## Controls

Standard Switchable On/Off

Optional PDIM,DDIM,BTTM,CASAMBI,Non Dimmable