

Spa 50 | 10W

Product Reference

Environment Indoor

Installation Ceiling Recess

Construction & Materials

Housing Aluminium

Primary Lens PMMA

Primary Reflector PC metallised

Secondary Reflector -

Body Finish White,Black,Custom

Diffuser -

Antiglare Baffle -

Thermal Management

Heat Sink Material Die cast Aluminium

Cooling Technique Passive Cooling

Optical System

Beam Direction Fixed

Tilt No

Swivel No

Electrical System

Driven with Constant Current Driver

Input Voltage/Hz 220V- 240V/50-60Hz

Control Gear Included

Mounting Remote

LED Power Watts 9.0W

System Power Watts 10.4W

Operating Voltage Vin 220-240 Vac

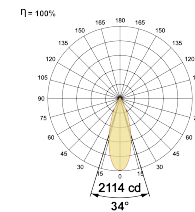
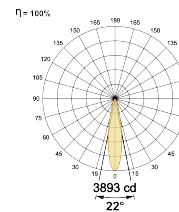
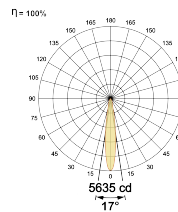
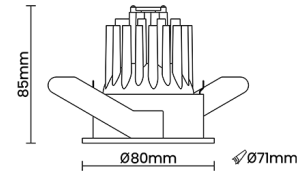
Power Factor p.f. > 0.95

Ordering Details

Code Example:	Name	Watt	CCT	CRI	Angle	Finish	Control
	Spa 50	10W	WW27K	CRI80	17°(SS)	SWH	On/Off

Select one from each column with highlighted values to create the ordering code

NAME	WATT	LUMEN	EFFICACY	CCT		CRI	ANGLE	FINISH		CONTROL	
Spa 50	10W	832	80	2700K	WW27K	CRI80	17°(SS)	White	SWH	Non Dimmable	On/Off
		915	88	3000K	WW30K	CRI90	22°(MD)	Black	SBL	Phase Dimmable	PDIM
		978	94	4000K	NW40K		34°(WD)	Custom	CSM	Dali Dimmable	DDIM
		1009	97	5700K	CW57K					Bluetooth Dimmable	BTTM
				2700K-5700K	TW					Casambi	CBTM
				Warm to Dim	W2D						
Spa 50	10W			WW27K		CRI80	17°(SS)	SWH		On/Off	



LED Technology

Binning 3 Step MacAdam

LED Life Time @ L70/B10 >50000 hours

Colour Rendering (CRI) CRI80,CRI90

Led Type COB

LED Fitted CREE COB LED 36Vdc/250mA

Controls

Standard Switchable On/Off

Optional PDIM,DDIM,BTTM,CASAMBI,Non Dimmable