

Snap Dark 18 | 20W

Product Reference

Environment Indoor

Installation Ceiling Recess

Construction & Materials

Housing Die Cast Aluminium

Primary Lens -

Primary Reflector PC metallised

Secondary Reflector Black Raster - ABS

Body Finish White,Black

Diffuser -

Antiglare Baffle -

Thermal Management

Heat Sink Material Die cast Aluminium

Cooling Technique Passive Cooling

Optical System

Beam Direction Fixed

Tilt No

Swivel No

Electrical System

Driven with Constant Current Driver

Input Voltage/Hz 220V- 240V/50-60Hz

Control Gear Included

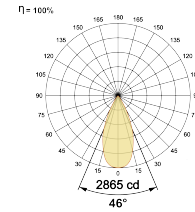
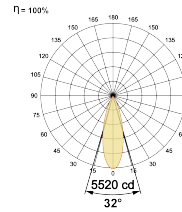
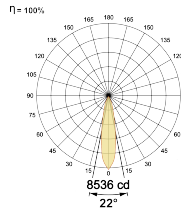
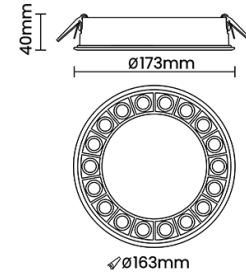
Mounting Integral

LED Power Watts 17.8W

System Power Watts 20.5W

Operating Voltage V_{in} 220-240 Vac

Power Factor p.f. > 0.95



LED Technology

Binning 3 Step MacAdam

LED Life Time @ L70/B10 >50000 hours

Colour Rendering (CRI) CRI80,CRI90

Led Type SMD high power

LED Fitted Cree 3030 LED 33V-36Vdc/500mA

Controls

Standard Switchable On/Off

Optional PDIM,DDIM,BTDM,CASAMBI,Non Dimmable

Ordering Details

Code Example:	Name	Watt	CCT	CRI	Angle	Finish	Control
	Snap Dark 18	20W	WW27K	CRI80	22°(SS)	SWH	On/Off

Select one from each column with highlighted values to create the ordering code

NAME	WATT	LUMEN	EFFICACY	CCT		CRI	ANGLE	FINISH		CONTROL	
Snap Dark 18	20W	1948	95	2700K	WW27K	CRI80	22°(SS)	White	SWH	Non Dimmable	On/Off
		2009	98	3000K	WW30K	CRI90	32°(MD)	Black	SBL	Phase Dimmable	PDIM
		2112	103	4000K	NW40K		46°(WD)			Dali Dimmable	DDIM
		2173	106	5700K	CW57K					Bluetooth Dimmable	BTDM
				2700K-5700K	TW						Casambi
Snap Dark 18	20W			WW27K		CRI80	22°(SS)	SWH		On/Off	