

# Snap Dark 6 | 8W

## Product Reference

Environment Indoor

Installation Ceiling Recess

## Construction & Materials

Housing Die Cast Aluminium

Primary Lens -

Primary Reflector PC metallised

Secondary Reflector Black Raster - ABS

Body Finish White,Black

Diffuser -

Antiglare Baffle -

## Thermal Management

Heat Sink Material Die cast Aluminium

Cooling Technique Passive Cooling

## Optical System

Beam Direction Fixed

Tilt No

Swivel No

## Electrical System

Driven with Constant Current Driver

Input Voltage/Hz 220V- 240V/50-60Hz

Control Gear Included

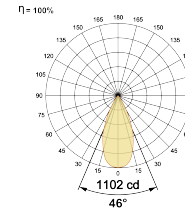
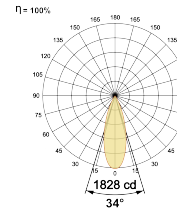
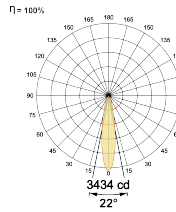
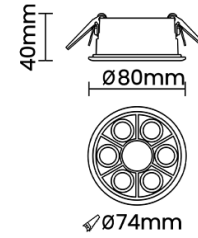
Mounting Integral

LED Power Watts 7.1W

System Power Watts 8.2W

Operating Voltage  $V_{in}$  220-240 Vac

Power Factor p.f. > 0.95



## LED Technology

Binning 3 Step MacAdam

LED Life Time @ L70/B10 >50000 hours

Colour Rendering (CRI) CRI80,CRI90

Led Type SMD high power

LED Fitted Cree 3030 LED 33V-36Vdc/180mA

## Controls

Standard Switchable On/Off

Optional PDIM,DDIM,BTTM,CASAMBI,Non Dimmable

## Ordering Details

Code Example:	Name	Watt	CCT	CRI	Angle	Finish	Control
	Snap Dark 6	8W	WW27K	CRI80	22°(SS)	SWH	On/Off

Select one from each column with highlighted values to create the ordering code

NAME	WATT	LUMEN	EFFICACY	CCT		CRI	ANGLE	FINISH		CONTROL	
Snap Dark 6	8W	713	87	2700K	WW27K	CRI80	22°(SS)	White	SWH	Non Dimmable	On/Off
		738	90	3000K	WW30K	CRI90	34°(MD)	Black	SBL	Phase Dimmable	PDIM
		771	94	4000K	NW40K		46°(WD)			Dali Dimmable	DDIM
		795	97	5700K	CW57K			Bluetooth Dimmable	BTTM		
				2700K-5700K		TW			Casambi	CBTM	
Snap Dark 6	8W			WW27K		CRI80	22°(SS)	SWH		On/Off	