

Dark Knight L 1Way | 10W

Product Reference

Environment Indoor

Installation Ceiling Recess

Construction & Materials

Housing Die Cast Aluminium

Primary Lens -

Primary Reflector PC metallised

Secondary Reflector Black Raster – ABS

Body Finish White,Black,Custom

Diffuser -

Antiglare Baffle -

Thermal Management

Heat Sink Material Die cast Aluminium

Cooling Technique Passive Cooling

Optical System

Beam Direction Fixed

Tilt No

Swivel No

Electrical System

Driven with Constant Current Driver

Input Voltage/Hz 220V- 240V/50-60Hz

Control Gear Included

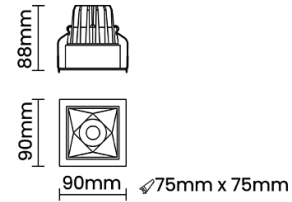

Mounting Remote

LED Power Watts 9.0W

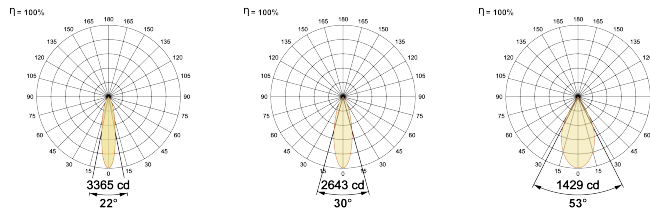
System Power Watts 10.3W

Operating Voltage Vin 220-240 Vac

Power Factor p.f. > 0.95



Light Distribution



LED Technology

Binning 3 Step MacAdam

LED Life Time @ L70/B10 >50000 hours

Colour Rendering (CRI) CRI80,CRI90

Led Type COB

LED Fitted CREE COB LED 36Vdc/250mA

Controls

Standard Switchable On/Off

Optional PDIM,DDIM,BTTM,CASAMBI,Non Dimmable

Ordering Details

Code Example:	Name	Watt	CCT	CRI	Angle	Finish	Control
	Dark Knight L 1Way	10W	WW27K	CRI80	22°(ss)°	SWH	On/Off

Select one from each column with highlighted values to create the ordering code

NAME	WATT	LUMEN	EFFICACY	CCT	CRI	ANGLE	FINISH	CONTROL	
Dark Knight L 1Way	10W	876	85	2700K	WW27K	CRI80	22°(ss)° 30°(MD)	White SWH	Non Dimmable On/Off
		906	88	3000K	WW30K	CRI90	30°(MD)	Black SBL	Phase Dimmable PDIM
		968	94	4000K	NW40K		53°(WD)	Custom CSM	Dali Dimmable DDIM
		989	96	5700K	CW57K				Bluetooth Dimmable BTTM
				2700K-5700K	TW				Casambi CBTM
				Warm to Dim	W2D				
Dark Knight L 1Way	10W			WW27K	CRI80	22°(ss)°	SWH	On/Off	