

# Dot M | 5W

## Product Reference

Environment Indoor

Installation Ceiling Recess

## Construction & Materials

Housing Milled Aluminium

Primary Lens PMMA

Primary Reflector PC metallised

Secondary Reflector -

Body Finish White,Black,Custom

Diffuser -

Antiglare Baffle -

## Thermal Management

Heat Sink Material Aluminium

Cooling Technique Passive Cooling

## Optical System

Beam Direction Adjustable

Tilt Yes

Swivel No

## Electrical System

Driven with Constant Current Driver

Input Voltage/Hz 220V- 240V/50-60Hz

Control Gear Included

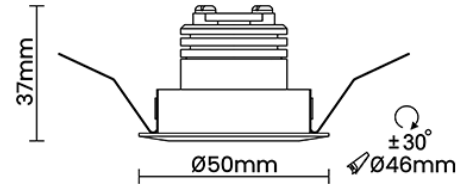

Mounting Remote

LED Power Watts 3.5W

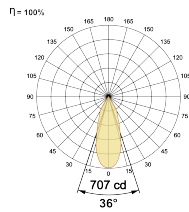
System Power Watts 4.4W

Operating Voltage Vin 220-240 Vac

Power Factor p.f. > 0.5



## Light Distribution



## LED Technology

Binning 3 Step MacAdam

LED Life Time @ L80/B10 >50000 hours

Colour Rendering (CRI) CRI90

Led Type SMD high power

LED Fitted CREE COB LED 36Vdc/130mA

## Controls

Standard Switchable On/Off

Optional PDIM,DDIM,Non Dimmable

## Ordering Details

Code Example:	Name	Watt	CCT	CRI	Angle	Finish	Control
	Dot M	5W	WW27K	CRI90	36°(MD)	SWH	On/Off

Select one from each column with highlighted values to create the ordering code

NAME	WATT	LUMEN	EFFICACY	CCT		CRI	ANGLE		FINISH		CONTROL	
Dot M	5W	356	81	2700K	WW27K	CRI90	36°(MD)	36°(MD)	White	SWH	Non Dimmable	On/Off
		370	84	3000K	WW30K				Black	SBL	Phase Dimmable	PDIM
		387	88	4000K	NW40K				Custom	CSM	Dali Dimmable	DDIM
		396	90	5700K	CW57K							
Dot M	5W			WW27K		CRI90	36°(MD)		SWH		On/Off	