

# Dot M | 3W

## Product Reference

Environment Indoor

Installation Ceiling Recess

## Construction & Materials

Housing Milled Aluminium

Primary Lens PMMA

Primary Reflector PC metallised

Secondary Reflector -

Body Finish White,Black,Custom

Diffuser -

Antiglare Baffle -

## Thermal Management

Heat Sink Material Aluminium

Cooling Technique Passive Cooling

## Optical System

Beam Direction Adjustable

Tilt Yes

Swivel No

## Electrical System

Driven with Constant Current Driver

Input Voltage/Hz 220V- 240V/50-60Hz

Control Gear Included

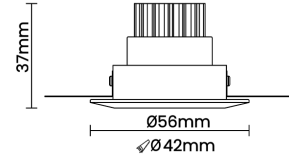

Mounting Remote

LED Power Watts 2.2W

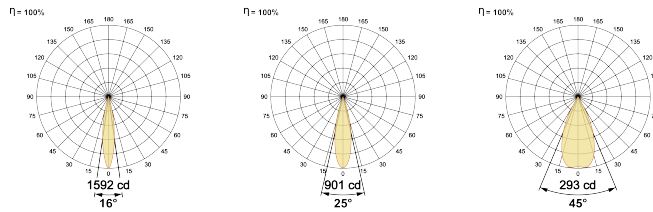
System Power Watts 2.9W

Operating Voltage  $V_{in}$  220-240 Vac

Power Factor p.f. > 0.95



## Light Distribution



## LED Technology

Binning 3 Step MacAdam

LED Life Time @ L70/B10 >50000 hours

Colour Rendering (CRI) CRI90

Led Type SMD high power

LED Fitted -

## Controls

Standard Switchable On/Off

Optional PDIM,DDIM,Non Dimmable

## Ordering Details

| Code Example: | Name         | Watt      | CCT          | CRI          | Angle          | Finish     | Control       |
|---------------|--------------|-----------|--------------|--------------|----------------|------------|---------------|
|               | <b>Dot M</b> | <b>3W</b> | <b>WW27K</b> | <b>CRI90</b> | <b>16°(SS)</b> | <b>SWH</b> | <b>On/Off</b> |

Select one from each column with highlighted values to create the ordering code

| NAME         | WATT      | LUMEN | EFFICACY | CCT          |              | CRI          | ANGLE          |                | FINISH     |                | CONTROL       |               |
|--------------|-----------|-------|----------|--------------|--------------|--------------|----------------|----------------|------------|----------------|---------------|---------------|
| <b>Dot M</b> | <b>3W</b> | 189   | 65       | 2700K        | <b>WW27K</b> | <b>CRI90</b> | 16°(SS)        | <b>25°(MD)</b> | White      | <b>SWH</b>     | Non Dimmable  | <b>On/Off</b> |
|              |           | 197   | 68       | 3000K        | <b>WW30K</b> |              | 25°(MD)        | Black          | <b>SBL</b> | Phase Dimmable | <b>PDIM</b>   |               |
|              |           | 212   | 73       | 4000K        | <b>NW40K</b> |              | 45°(WD)        | Custom         | <b>CSM</b> | Dali Dimmable  | <b>DDIM</b>   |               |
|              |           | 220   | 76       | 5700K        | <b>CW57K</b> |              |                |                |            |                |               |               |
| <b>Dot M</b> | <b>3W</b> |       |          | <b>WW27K</b> |              | <b>CRI90</b> | <b>16°(SS)</b> |                | <b>SWH</b> |                | <b>On/Off</b> |               |